

Scientific Opportunities with a Rare-Isotope Facility in the United States



Rare Isotope Science Assessment Committee, National Research Council

ISBN: 0-309-66804-2, 100 pages, 6 x 9, (2006)

This free PDF was downloaded from:

<http://www.nap.edu/catalog/11796.html>

Visit the [National Academies Press](#) online, the authoritative source for all books from the [National Academy of Sciences](#), the [National Academy of Engineering](#), the [Institute of Medicine](#), and the [National Research Council](#):

- Download hundreds of free books in PDF
- Read thousands of books online, free
- Sign up to be notified when new books are published
- Purchase printed books
- Purchase PDFs
- Explore with our innovative research tools

Thank you for downloading this free PDF. If you have comments, questions or just want more information about the books published by the National Academies Press, you may contact our customer service department toll-free at 888-624-8373, [visit us online](#), or send an email to comments@nap.edu.

This free book plus thousands more books are available at <http://www.nap.edu>.

Copyright © National Academy of Sciences. Permission is granted for this material to be shared for noncommercial, educational purposes, provided that this notice appears on the reproduced materials, the Web address of the online, full authoritative version is retained, and copies are not altered. To disseminate otherwise or to republish requires written permission from the National Academies Press.

1
2
3
4
5
6
7
8
9
10
11
12
13
14
15
16
17
18
19
20
21
22
23
24
25
26
27
28
29
30

Scientific Opportunities with a Rare-Isotope Facility in the United States

Rare-Isotope Science Assessment Committee
Board on Physics and Astronomy
Division on Engineering and Physical Sciences

NATIONAL RESEARCH COUNCIL
OF THE NATIONAL ACADEMIES

THE NATIONAL ACADEMIES PRESS
Washington, D.C.
www.nap.edu

1
2
3
4
5
6
7
8
9
10
11
12
13
14
15
16
17
18
19
20
21
22
23
24
25
26
27
28
29

THE NATIONAL ACADEMIES PRESS 500 Fifth Street, N.W. Washington, DC 20001

NOTICE: The project that is the subject of this report was approved by the Governing Board of the National Research Council, whose members are drawn from the councils of the National Academy of Sciences, the National Academy of Engineering, and the Institute of Medicine. The members of the committee responsible for the report were chosen for their special competences and with regard for appropriate balance.

This study was supported by Contract No. DE-FG02-05ER-41401 between the National Academy of Sciences and the Department of Energy and Grant No. PHY- 0541656 between the National Academy of Sciences and the National Science Foundation. Any opinions, findings, conclusions, or recommendations expressed in this publication are those of the author(s) and do not necessarily reflect the views of the organizations or agencies that provided support for the project.

International Standard Book Number 0-309-0XXXX-X (Book)

International Standard Book Number 0-309-0XXXX-X (PDF)

Additional copies of this report are available from the National Academies Press, 500 Fifth Street, N.W., Lockbox 285, Washington, DC 20055; (800) 624-6242 or (202) 334-3313 (in the Washington metropolitan area); Internet, <http://www.nap.edu>; and the Board on Physics and Astronomy, National Research Council, 500 Fifth Street, N.W., Washington, DC 20001; Internet, <http://www.national-academies.org/bpa>.

Copyright 2007 by the National Academy of Sciences. All rights reserved.

Printed in the United States of America

THE NATIONAL ACADEMIES

1 *Advisers to the Nation on Science, Engineering, and Medicine*

2 The **National Academy of Sciences** is a private, nonprofit, self-perpetuating society of distinguished scholars engaged
3 in scientific and engineering research, dedicated to the furtherance of science and technology and to their use for the
4 general welfare. Upon the authority of the charter granted to it by the Congress in 1863, the Academy has a mandate
5 that requires it to advise the federal government on scientific and technical matters. Dr. Ralph J. Cicerone is president
6 of the National Academy of Sciences.

7 The **National Academy of Engineering** was established in 1964, under the charter of the National Academy of
8 Sciences, as a parallel organization of outstanding engineers. It is autonomous in its administration and in the selection
9 of its members, sharing with the National Academy of Sciences the responsibility for advising the federal government.
10 The National Academy of Engineering also sponsors engineering programs aimed at meeting national needs,
11 encourages education and research, and recognizes the superior achievements of engineers. Dr. Wm. A. Wulf is
12 president of the National Academy of Engineering.

13 The **Institute of Medicine** was established in 1970 by the National Academy of Sciences to secure the services of
14 eminent members of appropriate professions in the examination of policy matters pertaining to the health of the public.
15 The Institute acts under the responsibility given to the National Academy of Sciences by its congressional charter to be
16 an adviser to the federal government and, upon its own initiative, to identify issues of medical care, research, and
17 education. Dr. Harvey V. Fineberg is president of the Institute of Medicine.

18 The **National Research Council** was organized by the National Academy of Sciences in 1916 to associate the broad
19 community of science and technology with the Academy's purposes of furthering knowledge and advising the federal
20 government. Functioning in accordance with general policies determined by the Academy, the Council has become the
21 principal operating agency of both the National Academy of Sciences and the National Academy of Engineering in
22 providing services to the government, the public, and the scientific and engineering communities. The Council is
23 administered jointly by both Academies and the Institute of Medicine. Dr. Ralph J. Cicerone and Dr. Wm. A. Wulf are
24 chair and vice chair, respectively, of the National Research Council.
25
26
27

www.national-academies.org

1
2
3
4
5
6
7
8
9
10
11
12
13
14
15
16
17
18
19
20
21
22
23
24
25
26
27
28
29
30
31
32
33

RARE-ISOTOPE SCIENCE ASSESSMENT COMMITTEE

- JOHN F. AHEARNE, Sigma Xi and Duke University, *Co-Chair*
- STUART J. FREEDMAN, University of California at Berkeley, *Co-Chair*
- RICARDO ALARCON, Arizona State University
- PETER BRAUN-MUNZINGER, GSI
- ADAM S. BURROWS, University of Arizona
- RICHARD F. CASTEN, Yale University
- YANGLAI CHO, Argonne National Laboratory (retired)*
- GERALD T. GARVEY, Los Alamos National Laboratory
- WICK C. HAXTON, University of Washington
- ROBERT L. JAFFE, Massachusetts Institute of Technology
- NOEMIE B. KOLLER, Rutgers University
- STEPHEN B. LIBBY, Lawrence Livermore National Laboratory
- SHOJI NAGAMIYA, Japan Proton Accelerator Research Complex
- WITOLD NAZAREWICZ, University of Tennessee
- MICHAEL ROMALIS, Princeton University
- PAUL SCHMOR, TRIUMF
- MICHAEL C.F. WIESCHER, University of Notre Dame
- STANFORD E. WOOSLEY, University of California at Santa Cruz

*Unable to participate because of illness

Staff

- DONALD C. SHAPERO, Board Director
- TIMOTHY I. MEYER, Senior Program Officer
- DAVID B. LANG, Research Associate
- PAMELA LEWIS, Program Associate
- PHILLIP D. LONG, Senior Program Assistant
- VAN AN, Financial Associate

1
2
3
4
5
6
7
8
9
10
11
12
13
14
15
16
17
18
19
20
21
22
23
24
25
26
27
28
29
30
31
32
33
34
35
36
37

BOARD ON PHYSICS AND ASTRONOMY

- ANNEILA L. SARGENT, California Institute of Technology, *Chair*
- MARC A. KASTNER, Massachusetts Institute of Technology, *Vice-Chair*
- JOANNA AIZENBERG, Lucent Technologies
- JONATHAN A. BAGGER, Johns Hopkins University
- JAMES E. BRAU, University of Oregon
- RONALD C. DAVIDSON, Princeton University
- RAYMOND J. FONCK, University of Wisconsin at Madison
- ANDREA M. GHEZ, University of California at Los Angeles
- PETER F. GREEN, University of Michigan
- WICK C. HAXTON, University of Washington
- FRANCES HELLMAN, University of California at Berkeley
- JOSEPH HEZIR, EOP Group, Inc.
- ERICH P. IPPEN, Massachusetts Institute of Technology
- ALLAN H. MACDONALD, University of Texas at Austin
- CHRISTOPHER F. McKEE, University of California at Berkeley
- HOMER A. NEAL, University of Michigan
- JOSE N. ONUCHIC, University of California at San Diego
- WILLIAM D. PHILLIPS, National Institute of Standards and Technology
- THOMAS N. THEIS, IBM T.J. Watson Research Center
- C. MEGAN URRY, Yale University

Staff

- DONALD C. SHAPERO, Director
- TIMOTHY I. MEYER, Senior Program Officer
- ROBERT L. RIEMER, Senior Program Officer
- NATALIA J. MELCER, Program Officer
- BRIAN D. DEWHURST, Senior Program Associate
- DAVID B. LANG, Research Associate
- PAMELA A. LEWIS, Program Associate
- VAN AN, Financial Associate

1		
2	Contents	
3		
4	Preface.....	7
5	Executive Summary.....	10
6	Introduction and Background.....	13
7	1.1. Historical Context.....	15
8	1.2. Technological Context.....	31
9	Key Science Drivers for a Rare-Isotope Beams Facility.....	34
10	2.1. The Science Drivers.....	34
11	2.2. Nuclear Structure.....	37
12	2.3. Nuclear Astrophysics.....	47
13	2.4. Fundamental Symmetries.....	57
14	2.5. Other Scientific Applications.....	59
15	Rare-Isotope Beams in the United States and Abroad.....	68
16	3.1. Existing Rare-Isotope Facilities in the Americas.....	68
17	United States: Selected Facilities.....	68
18	Canada: ISAC at TRIUMF.....	71
19	3.2. Rare-Isotope Facilities Coming Online in Asia and Europe.....	73
20	Japan: Rare-Isotope Beam Factory at RIKEN.....	73
21	Germany: FAIR Facility at GSI.....	75
22	France: SPIRAL 2 Facility at GANIL.....	76
23	3.3. International Comparisons.....	78
24	Assessing the U.S. Position.....	82
25	4.1. Recent History.....	82
26	4.2. Global Context for a U.S.-FRIB.....	89
27	4.3. An Opportunity for the United States.....	92
28	Programmatic Considerations.....	95
29	Findings and Conclusions.....	98
30	Policy Context.....	98
31	Scientific Context.....	99
32	Response to the Charge.....	99
33	Charge to the Committee.....	104
34	Meeting Agendas.....	105
35	Representative List of Selected Operating and Planned World Facilities.....	110
36	Glossary.....	112
37	Additional Remark on Clinical Use of Rare-isotopes.....	116
38	Biographical Sketches of Committee Members.....	118
39		

1

2

Preface

3

4 The Rare-isotope Science Assessment Committee (RISAC) was charged by the National
5 Academies' Board on Physics and Astronomy, the Department of Energy, and the
6 National Science Foundation to define the science agenda for a next-generation U.S.
7 Facility for Rare-isotope Beams (FRIB); the full charge is reproduced in Appendix A.
8 By design RISAC consists of scientists who work mostly outside the rare-isotope science
9 community. After RISAC had begun its meetings the DOE announced that the scope of
10 what was then understood as the Rare-isotope Accelerator (RIA) should be reduced by
11 about a factor of two and there would be no project-engineering definition funding
12 available until 2011.

13

14 These developments in facility definition and projected schedule presented the committee
15 with two chief challenges. First, an effort that had started as an analysis of the most
16 compelling intellectual territory addressed by a well-defined facility was transformed into
17 the inverse task. Thus, the committee focused first on the scientific questions of highest
18 importance and then speculated about the technical capabilities that a next-generation
19 facility (FRIB) would need to make progress. Second, with a shift in the anticipated
20 construction start from 2008 to 2011 at the earliest, the committee was forced to guess at
21 not only the scientific developments more than a decade in the future but also the
22 evolving scientific activities of other facilities and nations around the world.

23

24 Nevertheless, in response to the DOE announcement and the charge for this study, the
25 committee has focused on articulating the science that could be accomplished at a
26 reduced-scope rare-isotope facility, referred to as FRIB or U.S.-FRIB in this report. The
27 committee offers conclusions on the potential impact of such a facility on nuclear
28 structure, nuclear astrophysics, fundamental interactions and various applications,
29 including national security. The charge called for an evaluation of the impact of FRIB on
30 the overall context of nuclear physics both nationally and internationally.

31

32 Representatives from major regions of the world (Europe/Germany, Japan and Canada)
33 that have planned and operated existing facilities provided the basis for the committee's
34 advice about the international context of FRIB. To avoid the appearance of bias, the
35 committee membership did not include representatives actively participating in the
36 formulation of proposals to build a U.S.-FRIB. However, the committee did hear
37 testimony from members of those groups (in addition to many others). The committee
38 heard presentations from appropriate experts about applications of a FRIB to areas of
39 medical research, stockpile stewardship, and national security. RISAC was not asked to
40 recommend a specific facility or to compare FRIB with other U.S. initiatives in nuclear
41 science. Furthermore, RISAC was not asked to provide overall guidance on how the
42 United States might most effectively leverage its investments in nuclear science as part of
43 a global program.

44

45 The committee thanks the speakers who made formal presentations at each of the
meetings; their presentations and the ensuing discussions were extremely informative and

1 had a significant impact on the committee's deliberations. And in general, the committee
2 acknowledges the extra work required to prepare remarks addressing the broad spectrum
3 of expertise on the committee. The committee also thanks the BPA staff (Donald
4 Shapero, Timothy Meyer, and Phillip Long) for their guidance and assistance throughout
5 this process.

6
7 On a more personal note, we would also like to extend special thanks and appreciation to
8 RISAC member Gerry Garvey, for his help in skillfully weaving together the views of the
9 committee into a consistent whole and in responding to the reviews, which were
10 particularly thoughtful and helpful in refining the report.

11
12
13
14 John F. Ahearne, *Co-Chair*
15 Rare-isotope Science Assessment Committee

Stuart J. Freedman, *Co-Chair*

16
17

1
2
3
4
5
6
7
8
9
10
11
12
13
14
15
16
17
18
19
20
21
22
23
24
25
26
27
28
29
30
31
32
33
34
35
36
37

Acknowledgment of Reviewers

This report has been reviewed in draft form by individuals chosen for their diverse perspectives and technical expertise, in accordance with procedures approved by the National Research Council's Report Review Committee. The purpose of this independent review is to provide candid and critical comments that will assist the institution in making its published report as sound as possible and to ensure that the report meets institutional standards for objectivity, evidence, and responsiveness to the study charge. The review comments and draft manuscript remain confidential to protect the integrity of the deliberative process. We wish to thank the following individuals for their review of this report:

- Gordon A. Baym, University of Illinois at Urbana-Champaign
- James E. Brau, University of Oregon
- Hans Geissel, Gesellschaft für Schwerionenforschung mbH (GSI)
- Ian Halliday, European Science Foundation
- Kees de Jager, Thomas Jefferson National Laboratory
- Kirby W. Kemper, Florida State University
- Kevin S. McFarland, University of Rochester
- Peter Mészáros, Pennsylvania State University
- Cherry A. Murray, Lawrence Livermore National Laboratory
- Jean-Michel Poutissou, TRIUMF
- R.G. Hamish Robertson, University of Washington
- Lee Schroeder, Lawrence Berkeley National Laboratory

Although the reviewers listed above have provided many constructive comments and suggestions, they were not asked to endorse the conclusions or recommendations, nor did they see the final draft of the report before its release. The review of this report was overseen by Pierre C. Hohenberg, New York University. Appointed by the National Research Council, he was responsible for making certain that an independent examination of this report was carried out in accordance with institutional procedures and that all review comments were carefully considered. Responsibility for the final content of this report rests entirely with the authoring committee and the institution.

1

2

Executive Summary

3

4 Nuclear structure physics aims to describe nuclei as collections of neutrons and protons.
5 Nuclear structure is the traditional core of nuclear science and it has been able to describe
6 a broad range of phenomena from normal nuclei to neutron stars. The understanding of
7 nuclei in this regime provides critical support for important research in nuclear
8 astrophysics and for efforts to exploit nuclei as laboratories for exploring fundamental
9 symmetries.

10

11 More than a decade ago the U.S. nuclear structure and nuclear astrophysics communities
12 proposed that a new rare-isotope accelerator be built in the United States. Such a facility
13 would produce a wide variety of high quality beams of unstable isotopes at
14 unprecedented intensities. It would enable a new class of experiments to elucidate the
15 structure of exotic, unstable nuclei to complement the studies of stable nuclei that have
16 been the primary focus of nuclear physics in the past century. A facility with this
17 capability could also provide critical information on the very unstable nuclei that must be
18 understood in order to explain nuclear abundances observed in the universe. This facility
19 would also produce large samples of specific isotopes that could enable a new class of
20 experiments to study fundamental symmetries. A series of studies by the joint NSF-DOE
21 Nuclear Science Advisory Committee (NSAC) have supported the need for such a facility,
22 initially termed the Rare Isotope Accelerator (RIA).

23

24 To obtain an independent scientific assessment, the National Academies convened the
25 Rare-Isotope Science Assessment Committee (RISAC). The committee was charged by
26 the Department of Energy and the National Science Foundation to define the science
27 agenda for a next-generation U.S. Facility for Rare-isotope Beams (FRIB). RISAC
28 members included several experts in rare-isotope science, but the committee consisted
29 largely of scientists from outside the rare-isotope science community; it also had
30 members from Canada, Europe, and Asia. Soon after RISAC was formed, the DOE
31 announced that the budget of what was then understood as RIA would be reduced by
32 about a factor of two. In response to this announcement and the charge, the committee
33 has focused on articulating the science that could be accomplished at a rare-isotope
34 facility of reduced scope, referred to as FRIB or U.S.-FRIB in this report. The charge
35 also directed the committee to evaluate the scientific impact of a FRIB in the overall
36 context of the national and international nuclear physics programs.

37

38 The committee heard presentations about applications of a FRIB for nuclear physics
39 studies and also to areas of medical research and stockpile stewardship. RISAC was not
40 asked to give advice on whether a facility should be constructed or to compare the
41 relative merits of various possibilities. For its analysis, the committee interpreted U.S.-
42 FRIB as a general-purpose rare-isotope production facility with a cost about half that of
43 the earlier RIA concept. To better understand the potential impact on the scientific
44 agenda of such a cost reduction, the committee heard views from some of the proponents
45 of a US-FRIB in a public meeting; these individuals gave the committee their views on

1 production techniques and beam intensities that they judged to be technically feasible.
2 The primary tradeoff indicated in these presentations was a modest reduction in the
3 quantity and diversity of possible isotopes and a significant reduction in the multi-user
4 aspects of the facility.

5
6 In developing its conclusions regarding a FRIB, the committee took into account the
7 worldwide portfolio and the likely time frame in which a FRIB facility might begin
8 operations (2016, according to current DOE plans). Despite the uncertainty inherent in
9 predicting what will be the important scientific questions in the far future, a powerful
10 new rare-isotope facility could resolve scientific issues of clear importance. Arguments
11 from the groups that have conducted the research and development for FRIB convinced
12 the committee that most of the major technical issues are well in hand. The committee
13 concluded that the case for a next-generation, radioactive beam facility of the type
14 embodied in the U.S.-FRIB concept represents a unique opportunity to explore the nature
15 of nuclei under conditions that only exist otherwise in supernovas and to develop a more
16 quantitatively robust characterization of nuclear structure by exploring new forms of
17 nuclear matter.

18
19 A rare-isotope facility produces beams of unstable atomic nuclei for direct study or can
20 use them in subsequent reactions to produce even more exotic nuclear species. Thus, a
21 FRIB could impact the study of the origin of the elements and the evolution of the
22 cosmos as well as the Standard Model of elementary particle physics with
23 groundbreaking research on nuclei far from stability. The committee identified several
24 key science drivers:

- 25
- 26 • ***Nuclear structure.*** A FRIB would offer a laboratory for exploring the limits of
27 nuclear existence and identifying new phenomena, with the possibility that a more
28 broadly applicable theory of nuclei will emerge. FRIB would investigate new
29 forms of nuclear matter such as the large neutron excesses occurring in nuclei
30 near the neutron drip line, thus offering the only laboratory access to matter made
31 essentially of pure neutrons; a FRIB might lead to breakthroughs in the ability to
32 fabricate the super-heavy elements with larger neutron numbers that are expected
33 to exhibit unusual stability in spite of huge electrostatic repulsion.
 - 34 • ***Nuclear astrophysics.*** A FRIB would lead to a better understanding of key issues
35 by creating exotic nuclei that, until now, have existed only in nature's most
36 spectacular explosion, the supernova. A FRIB would offer new glimpses into the
37 origin of the elements, which are produced mostly in processes very far from
38 nuclear stability and which are barely within reach of present facilities. A FRIB
39 would also probe properties of nuclear matter important to theories of neutron-star
40 crusts.
 - 41 • ***Fundamental symmetries of nature.*** Experiments addressing questions of the
42 fundamental symmetries of nature will similarly be conducted at a FRIB through
43 the creation and study of certain exotic isotopes. These nuclei could enable
44 important experiments on basic interactions because aspects of their structure
45 greatly magnify the size of the symmetry-breaking processes being probed. For
46 example, a possible explanation for the observed asymmetry between matter and

1 anti-matter in the universe could be studied by searching for a permanent electric
2 dipole moment larger than Standard Model predictions in heavy radioactive nuclei.

3

4 The committee concludes that nuclear structure and nuclear astrophysics constitute a vital
5 component of the nuclear science portfolio in the United States. Moreover, nuclear-
6 structure-related research provides the scientific basis for important advances in medical
7 research, national security, energy production, and industrial processing. Historically,
8 scientific and technological developments in nuclear science have had extremely broad
9 impact, e.g., nuclear magnetic resonance imaging and the fabrication of more robust
10 electronics. Failure to pursue a U.S.-FRIB would likely lead to a forfeiture of U.S.
11 leadership in nuclear-structure-related physics and would curtail the training of future
12 U.S. nuclear scientists.

13

14 The committee concluded that a U.S. facility for rare-isotope beams of the kind described
15 to the committee would be complementary to existing and planned international efforts,
16 particularly if based on a heavy-ion linear accelerator. With such a facility, the United
17 States would be a partner among equals in the exploration of the world-leading scientific
18 thrusts listed above.

19

20 The committee concluded that the science addressed by a rare-isotope facility, most
21 likely based on a heavy-ion driver using a linear accelerator, should be a high priority for
22 the United States. The facility for rare-isotope beams envisaged for the United States
23 would provide capabilities unmatched elsewhere that would help to provide answers to
24 the key science topics outlined above.

25

26

1
2
3
4
5
6
7
8
9
10
11
12
13
14
15
16
17
18
19
20
21
22
23
24
25
26
27
28
29
30
31
32
33
34
35
36
37
38
39
40
41

CHAPTER 1

Introduction and Background

Nuclear science is entering a new era of discovery in understanding how nature works at the most basic level and in applying that knowledge in useful ways.¹ This advance is largely the result of technological breakthroughs in developing equipment for nuclear physics experiments. Until recently, nuclear structure scientists had to be content with conducting experiments with stable nuclei as beams and targets, of which there are only about 300. In the past decade, however, nuclear structure scientists have learned how to build high-beam power facilities for producing useful beams of short-lived, radioactive nuclei. With these new beams of unstable nuclei they can make and study many thousands of exotic nuclear species – most of which have never existed before, or are only fleetingly created in the hot interiors of stars. Such experiments will help us understand both the structure of exotic nuclei and the conditions responsible for their synthesis in stars. Rare-isotope beams also offer many opportunities for new medical research, and for applications in other areas of research and industry. New, third generation facilities are now planned or being built in a number of laboratories around the world. They will enable scientists to continue to exploit these new developments for the coming decades.

More than a decade ago the U.S. nuclear structure and nuclear astrophysics communities proposed that a new such rare-isotope accelerator be built in the United States. Such a facility would produce a wide variety of high quality beams of unstable isotopes at unprecedented intensities. Over the years, studies by the joint NSF-DOE Nuclear Science Advisory Committee (NSAC) supported the need for such a facility. In a landmark 1999 report, a formal concept was envisioned for achieving these capabilities: it was termed the Rare-isotope Accelerator (RIA). To obtain an independent scientific assessment, the Department of Energy and the National Science Foundation agreed to support a study committee convened by the National Academies. The Rare-isotope Science Assessment Committee (RISAC) was charged to define the science agenda for a next-generation rare-isotope beams facility. Soon after RISAC was formed, DOE announced that the budget of what was then understood as RIA should be reduced by about a factor of two and that construction would not start until 2011. This report, therefore, identifies a compelling scientific agenda for a future facility termed U.S. Facility for Rare-isotope Beams (FRIB) whose construction-cost envelope is roughly half that of RIA and whose first experiments might not begin until 2016 or so (5 years after the start of construction).

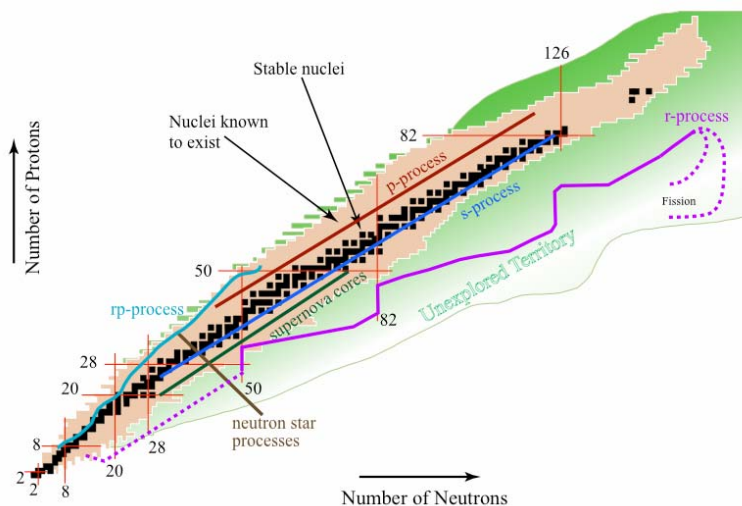
¹For additional reading, please see DOE-NSF Nuclear Science Advisory Committee, *Overview of Opportunities in Nuclear Science: A Long-Range Plan for the Next Decade*, 2002.

1 **Exotic nuclei, rare isotopes, radioactive (nuclear) beams.** These terms all refer to essentially the same
2 sector of study, an area this report refers to as rare-isotope science. We characterize the field of rare-
3 isotope science in the following way.
4

5 Atoms that make up everyday matter around us on earth are predominantly stable; that is, they retain their
6 identity in terms of their elemental nature (the numbers of protons and neutrons remains constant over
7 time). The nuclei located at the center of each atom comprise over 99.9% of the mass of the visible
8 universe. However, in the broader cosmos, many other nuclei exist and play an important role in the
9 evolution of the universe. These nuclei are exotic (they occur only rarely on earth) and in terms of
10 chemistry, are isotopes of the stable atoms on earth. By vast majority, these rare isotopes are radioactively
11 unstable, meaning that, when left alone on the shelf, they undergo spontaneous decay and transform into
12 different nuclei. Figure 1.1.1. depicts the standard organization of our knowledge of rare isotopes.
13

14 Nuclear physics is the general study of the principles that govern phenomena of the nucleus, and rare-
15 isotope science is the study of the behavior and interactions of those nuclei that are unstable, exotic, and
16 rare. By studying physical processes that transform nuclei into other nuclei (with the emission of residual
17 particles and energy), scientists learn not only how to control and predict these phenomena, but they also
18 learn about the origins of the chemical elements in the universe.
19

20 In particular, the study of *rare isotopes* allows scientists to expand the basic understanding of nuclear
21 physics in two general ways: (1) Rare isotopes present “extremes” to physicists and thereby offer leverage
22 on testing the basic understanding of nuclear physics; and (2) Rare isotopes themselves play an important
23 role in physical environments that are hot, dense, or highly interacting, such as those within neutron stars,
24 stellar fusion cycles, nuclear reactions in reactor fuel cycles, and so on.
25



26
27
28 Figure 1.1.1. This so-called *Chart of the Nuclides* depicts the nuclei as a function of the number of
29 neutrons (N) and protons (Z) that they contain. The nuclei that are stable or have very long
30 lifetimes (more than 10 million years) are shown in black. Unstable nuclei that have been
31 discovered are shown in pink. The areas in green fading to white represent the nuclei that do not
32 immediately fall apart and play an important role in the evolution of the chemical composition of
33 the universe. Little to nothing is known of the properties of these nuclei. N and Z combinations
34 that lie outside the bounded region (e.g., Z=20, N=70) are assumed to fall apart immediately.
35 Nuclei with the same number of protons but differing numbers of neutrons are termed isotopes of
36 the same chemical element.
37
38

1 **1.1. Historical Context**

2
3 Nuclear physics is the study of the tiny, massive cores of atoms. Nearly all the mass in
4 the visible Universe is locked away in atomic nuclei, as is nearly all the energy. Nuclear
5 physics has realized the ancient dream of alchemy---transmuting the elements---and seeks
6 to explain how all the variety of elements on earth were formed in the alchemical
7 cauldrons of exploding stars. Nuclear reactions power our star, the Sun, producing
8 energy that comes to us daily in the sunlight and the wind, and energy that was locked
9 away millions of years ago in coal and oil. The forced disintegrations of a few, very
10 special nuclei generate power in nuclear reactors, and are essential for nuclear weapons.
11 We now know that atomic nuclei are composed of protons and neutrons, and they, in turn
12 of smaller, simpler particles known as quarks. How do the varied and complex properties
13 of nuclei emerge from the simple laws obeyed by quarks? Going the other way --- can
14 the study of nuclei lead us to new forces and new symmetries, new insights into the world
15 of quarks? How do nuclear reactions power quiescent stars like the Sun and lead to
16 stellar catastrophes like supernovae? How are complex nuclei made in stars? How can
17 we understand the behavior of nuclei well enough to control nuclear power, limit nuclear
18 proliferation, and manage nuclear waste? These are some of the questions that drive
19 modern nuclear physics.

20
21 The history of the 20th century is inextricably intertwined with the emergence of nuclear
22 physics. Certainly a culture that does not understand the major implications of nuclear
23 science will not be prepared to face the challenges of science, energy, and politics in the
24 21st century.

25
26 The first, faint murmur of what was to become nuclear physics came at the end of the
27 19th century with Henri Becquerel's discovery that uranium salts emit mysterious forms
28 of radiation. Pierre and Marie Curie isolated other radioactive elements, including
29 radium and polonium, in the first years of the 20th century, and led international efforts
30 to characterize and explain the origins of radioactivity. They sorted radiation into α -rays,
31 heavy, highly ionizing, and easily stopped, β -rays, light, moderately penetrating and
32 moderately ionizing, and γ -rays, highly penetrating and very weakly ionizing. In their
33 day little was known about the internal structure of atoms. The prevailing model,
34 proposed by J. J. Thompson, held that the atom was a blob of positive electric charge in
35 which electrons, already known as the carriers of electricity, were embedded as "raisins
36 in a plum pudding." This picture was abruptly shown to be incorrect, and modern
37 nuclear physics was born when Ernest Rutherford showed that almost all the mass of the
38 atom is concentrated in a small *nucleus* at its center. The nucleus, we now know, is a
39 scant 10^{-12} centimeters across. The atom, 10,000 times larger, is mostly empty space,
40 filled with a faint haze of orbiting electrons, each 1/2000th the mass of the lightest
41 nucleus.

42
43 These early discoveries in nuclear physics jump-started the development of quantum
44 mechanics: Niels Bohr modeled the atom as a nuclear core surrounded by electrons in
45 quantized orbits; later, nuclear radioactivity came to be seen as a fundamental example of
46 a non-deterministic quantum process: an unstable nucleus has a calculable average

1 lifetime, but when exactly any particular nucleus will decay is fundamentally unknowable.
2 The new quantum theory took shape in the 1920's, spurred largely by the need to explain
3 the properties of atoms, especially the spectra of light emitted by excited atoms. Nuclear
4 physics progressed rather slowly, awaiting the development of more powerful theoretical
5 tools and some fundamental experimental discoveries. By 1920, Ernest Marsden,
6 working with Rutherford, had shown that the nucleus of the hydrogen atom, the *proton*,
7 was a constituent of heavier nuclei. β -radiation seemed to be electrons emitted from the
8 core of unstable nuclei. It was natural to suppose that protons and "nuclear electrons"
9 were the constituents of nuclei. This led only to confusion and paradox until James
10 Chadwick in 1932 discovered the missing building block of nuclei: the *neutron*, nearly
11 identical to the proton in mass but with no electric charge. Once nuclei were recognized
12 as bound systems of protons and neutrons, progress through the application of the new
13 quantum theory and new experimental methods was both swift and inevitable.

14
15 The 1930s marked the time when the basic constituents of the nucleus were identified and
16 the basics of certain radioactive decays first deduced. Isotopes were understood as nuclei
17 with the same number of protons --- and therefore the same chemical properties --- but
18 different numbers of neutrons. The "Chart of the Nuclides," the analog of the period
19 table of elements, began to fill up as nuclear physicists and chemists created, isolated,
20 and identified heretofore unknown and often unstable nuclei by bombarding stable nuclei
21 with protons, neutrons, and α -particles (now understood to be the nuclei of helium, two
22 protons and two neutrons bound tightly together). α -particle emission from heavy nuclei
23 like radium provided dramatic confirmation of the bizarre phenomenon of tunneling
24 predicted by quantum mechanics. The first models of the nucleus, Niels Bohr's and John
25 Wheeler's "liquid drop" or "compound nucleus" model, and Eugene Wigner's
26 "supermultiplet" model of light nuclei began to apply new quantum ideas to nuclear
27 structure. Enrico Fermi wrote his famous paper proposing a theory to explain β -decay,
28 an early step on the path to the discovery of the Standard Model of fundamental physics.

29
30 Two early discoveries by nuclear physicists in the 1930s had profound impact, one on
31 society and the other on our appreciation of the role of nuclear physics in shaping our
32 universe. The first was the 1938 discovery by Otto Hahn and Fritz Strassmann of nuclear
33 fission and its theoretical interpretation by Lise Meitner and Otto Frisch. Nuclear fission
34 and the subsequent construction of the first nuclear weapons brought nuclear physics out
35 of the esoteric world of universities and research labs, and forced politicians and citizens
36 to confront moral questions at the boundary where great science and the potential for
37 great destruction meet.

38
39 The second was Hans Bethe's 1939 discovery that nuclear fusion powers stars. Recently,
40 nuclear physicists directly confirmed his theory of the Sun's energy source by a
41 quantitative measurement of the flux of neutrinos from the Sun. Bethe's work not only
42 led to an understanding of the energy sources that power the Universe, but also initiated
43 the field of nuclear astrophysics, which now includes the study of supernovae where
44 heavy nuclei are created and of degenerate collapsed stars like neutron stars, which are, in
45 essence, gigantic nuclei of stellar proportions.

46

1 After World War II, scientists started to consider peaceful uses of nuclear energy. The
2 first nuclear power plant produced electricity in 1951. Despite its checkered history—
3 great initial promise and rapid growth followed by misgivings over safety, waste
4 management, and weapons proliferation—energy from nuclear fission will play an
5 important part worldwide in any smooth transition away from a carbon based energy
6 economy to a more sustainable future.

7
8 The world of fundamental particles has never again seemed as simple as it was in 1945:
9 the “elementary particles” required to describe nature were very few: the proton, neutron,
10 and electron (the neutrino and muon lurked in the shadows, unnecessary for ordinary
11 matter, but somehow needed for radioactive decay). The rules were relatively simple,
12 and the possibilities immense. If the forces among protons and neutrons could be
13 understood, then all of nuclear and atomic physics might be understood, and with it all of
14 everyday phenomena and much of astrophysics. However, already during the golden era
15 of the 1930s, Hideki Yukawa, working in Japan, made a proposal that led eventually in a
16 different direction. Yukawa proposed that an as yet undiscovered particle, the
17 “mesotron,” now the π meson, was the carrier of the nuclear force. After a false start,
18 which turned out to be the muon, and after the war intervened, the π meson was
19 discovered in 1947. On the one hand, it awakened the hope that nuclear forces and
20 interactions could be described by some simple underlying dynamics. On the other hand,
21 it marked the beginning of elementary particle physics. In the 1950s the discovery of
22 “elementary particles,” on the same footing as the proton, neutron, and π meson,
23 proliferated. In the same decade, Robert Hofstadter and coworkers discovered that the
24 proton is not a point particle. Instead it has extended structure typical of a composite
25 particle. The effort to explain the forces that bind protons and neutrons into nuclei in
26 terms of these newly discovered particles did not succeed. By the end of the 1950s the
27 stage was set for nuclear and elementary particle physics to part ways: particle physicists
28 set off to figure out the next level of structure beneath protons, neutrons, π mesons and
29 their brethren, while nuclear physicists continued to explore the wealth of quantum
30 phenomena that are displayed in nuclei, to use nuclei as laboratories to test new concepts
31 and look for new regularities and symmetries in nature; and to understand the nuclear
32 astrophysical processes that make the stuff of the universe.

33
34 A large and vibrant community continued the study of nuclear physics after the birth of
35 elementary particle physics. There was much to understand about nuclear structure,
36 nuclear reactions, and other nuclear phenomena. By 1950 it was known that the forces
37 between nucleons (protons and neutrons) are very short range (about 10^{-13} cm) and
38 complex. They are moderately attractive at 10^{-13} cm and beyond, but strongly repulsive
39 at separations less than 0.5×10^{-13} cm. Because of this, the nuclear force “saturates.” A
40 nucleon in a nucleus experiences a net attraction to nearby nucleons, but because of the
41 short range repulsion, the system does not collapse. The nuclear force was found to be
42 roughly the same for neutrons and protons. However, the fact that a proton and neutron
43 bind to form the smallest nucleus, the deuteron, while two neutrons do not bind, showed
44 that the nuclear force between a neutron and proton can be slightly stronger than that
45 between two neutrons or, indeed, two protons.

46

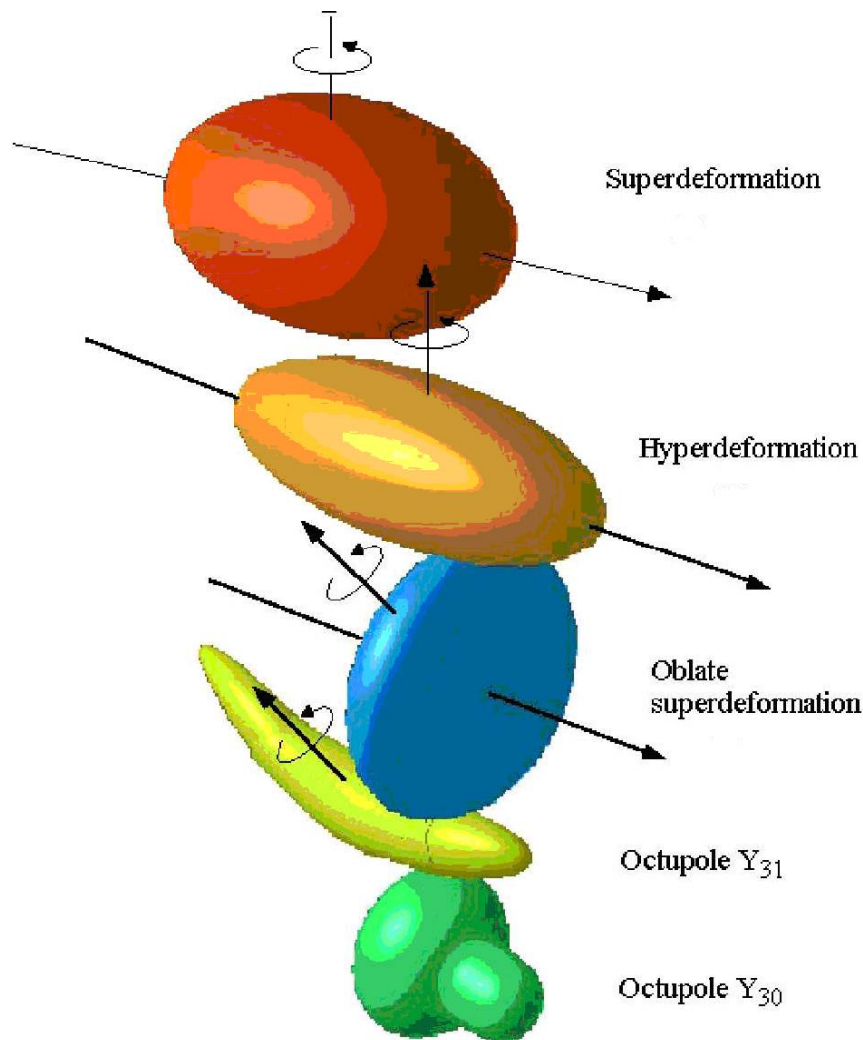
1 The nucleus is a system with two different species of strongly interacting particles,
2 neutrons and protons, quite different from atoms where usually only the electrons
3 participate in atomic excitations. Because the nuclear force saturates, so does the
4 binding energy of nuclei containing many neutrons and protons. The nuclear
5 contribution to the binding energy grows approximately linearly with the total number of
6 nucleons (A). If it were not for the electromagnetic repulsion between protons, nuclei
7 with very large (and roughly equal) numbers of neutrons and protons would be stable.
8 Eventually however, nuclei are destabilized by the electromagnetic (“Coulomb”)
9 repulsion which builds up proportional to the number of protons (Z) squared. The
10 binding energy (per nucleon) of nuclei reaches a maximum of about 8 MeV in the
11 vicinity of ^{56}Fe (^{62}Ni actually has the largest).

12
13 After that the effects of Coulomb repulsion reduce nuclear binding. Eventually the
14 attractive nuclear force is overcome, with the result that nuclei with $Z > 92$ are not found in
15 nature. When some heavy nuclei decay (or fission) into two lighter—and more tightly
16 bound—fragments, kinetic energy is released on the order of 200 MeV, more than 20
17 million times the energy released in a typical chemical reaction. Gravity is a
18 breathtakingly weaker force than either the nuclear force or electromagnetism—roughly a
19 factor of 10^{40} weaker than the nuclear force. But like electromagnetic forces gravitational
20 forces do not saturate. Instead the universally attractive force of gravity grows like the
21 total number of nucleons squared and eventually overwhelms all other forces for very
22 large numbers of nucleons. When $A > 10^{57}$ gravitational binding of a giant “nucleus” is
23 responsible for the creation and subsequent evolution of neutron stars, massive objects
24 formed by the collapse of ordinary stars, with interior densities at or above that of normal
25 nuclear matter.

26
27 By the early 1950s two powerful models for describing nuclear spectra and simple
28 reaction rates had emerged and were the subject of extensive experimental study and
29 further theoretical elaboration. Each of these models subsequently won a Nobel Prize for
30 its creators: J. Hans D. Jensen and Maria Goeppert-Mayer received the Nobel Prize in
31 1963 for the nuclear shell model and Aage Bohr, Ben Mottelson and James Rainwater in
32 1975 for the so-called unified model. The nuclear shell model pictures the nucleus as a
33 collection of nucleons moving in orbits under the influence of a common spherical
34 potential, which is generated by the average interactions of all the nucleons. As in the
35 atom, successive nucleons must be placed in successively higher orbitals because the
36 Pauli exclusion principle forbids identical such identical nucleons from occupying the
37 same state. The participation of two types of nucleons, protons and neutrons, enriches
38 shell phenomena in nuclei compared to atoms. One of the most striking successes of the
39 shell model was the prediction of anomalously stable “closed shell” nuclei, analogous to
40 the noble gases of the periodic table of atoms. The ability to predict the quantum
41 numbers of nuclei with only a few protons or neutrons added to (or subtracted from) a
42 closed shell bolstered belief in the shell model. On the other hand the shell model in its
43 original formulation had little success describing the spectra of nuclei far from closed
44 shells or in regions of N and Z where the overall nuclear shape deforms away from
45 spherical symmetry.

46

1 The unified model combined the early picture of the nucleus as a deformable, rotating,
2 and vibrating object --- a picture that had grown out of Bohr and Wheeler's liquid drop
3 model --- with the shell model. The unified model couples individual particle states to
4 the collective motion of the other nucleons. The most extreme example of collective
5 motion is a nucleus with an equilibrium deformation that rotates as if it were a rigid body.
6 Possible collective nuclear excitations also include vibrations. Clear evidence was found
7 in nuclear spectra for both rotational and vibrational behavior. One of the important
8 successes of the unified model was its ability to account for the much faster than
9 expected electric quadrupole transitions between low lying nuclear excitations.
10



11 Figure 1.2. Various shapes observed or expected in nuclei. Exotic orbitals that appear in regions
12 far from the stability line may provide some new types of deformation. The superdeformation
13 (top) and pear shape (bottom) have been observed experimentally; the oblate superdeformation
14 has been predicted but not observed—less deformed oblate shapes are, however, quite common.
15 The hyperdeformation (second from the top) has been seen in certain nuclei. The octupole
16 banana-type deformation has not been observed in such extreme form, but vibrations of this kind
17 are well known.
18
19

1
2 During the 1960s experimental research in nuclear physics was carried out at a large
3 number (greater than 25) of research facilities at universities and national laboratories
4 located through out the United States. In addition there were a large number of similar
5 facilities constructed in Europe and parts of Asia. The research focused almost
6 exclusively on studies of nuclear structure and on those nuclear reactions that could
7 quantitatively illuminate nuclear structure. Since the shell and unified models could not
8 be expected to describe nuclear spectra perfectly, much of the experimental data collected
9 during the sixties while confirming the general concepts of the models also revealed their
10 limitations. Theorists looked to the fundamental interactions between nucleons both for
11 the origins of both models and for insight on how to improve upon them. The full
12 complexity of the interaction between nucleons was impossible to handle with the limited
13 computing power available at that time. Simpler effective interactions were employed,
14 and even then the mathematical complexity of finite many body systems limited the
15 utility of the shell model to light nuclei (typically $A < 40$) except for a few nuclei in the
16 near vicinity of closed shells. While clear examples of rotational and vibrational
17 behavior could readily be identified in nuclear spectra, they occurred only in particular
18 regions of the periodic table, and it became clear that such behavior was far from
19 universal. A significant quantitative advance was made when S.G. Nilsson and his
20 collaborators in Copenhagen and Lund developed a relatively simple and physically
21 intuitive model for characterizing nucleonic orbits in deformed potentials (see Figure 1.2).
22 Much experimental evidence was found to support such a description. This deformed
23 shell model implemented important principles implicit in the unified model by coupling
24 independent particle models to the collective description.

25
26 Significant progress was made during this period in nuclear reaction theory and the
27 ability to interpret the results of nuclear reactions quantitatively added much to the
28 knowledge of nuclear structure. The so-called “direct reaction model” was particularly
29 successful in dealing with the reactions of involving light projectiles such as p , n , d , and
30 ^4He . For example, a reaction where the incoming state consists of a deuteron and nucleus
31 and the outgoing state consists of a proton and the nucleus can probe the excited states of
32 the nucleus that result when a neutron with a particular value of angular momentum is
33 transferred to the target nucleus. While analysis of these reactions and of electron
34 scattering experiments confirmed much of the underlying physics of the shell model, they
35 also demonstrated that a considerable fraction of the time the nucleons were not in the
36 assumed shell model orbits, but were instead promoted to higher lying orbits as a result of
37 the very strong, short-range nucleon-nucleon interaction. Refined as a result of intense
38 and thorough studies of nuclear reactions, nuclear models during the sixties and early
39 seventies were capable of reproducing most aspects of nuclear structure, though they
40 required a sizable input of experimental data to tune their predictions. It was uncertain
41 how well these models could be extrapolated into regions with a very large neutron
42 excess where little or, more often, no experimental information existed.

43
44 In the 1960s experiments using heavy ion reactions were beginning to be used to extend
45 the understanding of nuclear spectra and nuclear reactions. The collisions between heavy
46 nuclei say, ^{12}C on ^{24}Mg [$^{12}\text{C}(^{24}\text{Mg}, ^n\text{X})^{36-n}\text{Y}$] proved difficult to interpret quantitatively.

1 However, they very effectively brought huge amounts of angular momentum into the
2 nuclei that were created. The use of highly efficient detector arrays with energy
3 resolution the order of few keV made possible detailed study of the subsequent multiple
4 γ -radiations as these high angular momentum states radiated away their angular
5 momentum and energy. These decay chains revealed a great deal about the underlying
6 structure in the nuclei in which they were observed. Subsequent later research (in the
7 1980s) of a similar nature revealed that super-deformed nuclear states can carry large
8 amounts of angular momentum with less energy than normally deformed nuclei. In
9 super-deformed nuclei the longer axis may be as much as twice the length of the short
10 axis. The ability of a nucleus to sometimes lower its energy --- and therefore gain
11 stability --- by assuming a non-spherical shape, also accounts for the existence and
12 subsequent discovery of many elements heavier than those found in nature. Currently the
13 observation of nuclei with Z up to 112 has been confirmed and there is the interesting
14 prospect that it may be possible to make long-lived super-heavy nuclei.

15
16 By middle of the sixties there was growing awareness that a more robust understanding
17 of the global properties of nuclear matter was needed. Although they would not directly
18 elucidate nuclear spectra, these global properties would describe the features of the
19 nuclear matter common to all nuclei. Most of the spectroscopic properties of nuclei
20 described by the shell and unified models are determined by the interactions of the least-
21 bound nucleons in the nucleus, the analogue of the valence electrons in an atom or the
22 particles at or near the Fermi surface in a degenerate Fermi liquid. Thus neighboring
23 nuclei would often exhibit quite different spectra and reveal very different behavior in
24 low energy nuclear reactions. However, their binding energy per nucleon and density
25 were virtually identical. How should the bulk properties of nuclear matter be
26 characterized? It was thought that the interaction between nucleons resulted from the
27 exchange of mesons—indeed these virtual mesons also play an important role in the
28 nucleon's response to external fields—and that the detailed differences in short-distance
29 behavior gave rise to the differences in average bulk properties. To investigate nucleon-
30 nucleon dynamics at short distances (<1.5 fm), quantum mechanics requires that the
31 probe have momentum of several hundred MeV/c and transfer a sizable fraction of this
32 momentum in the collision. This required building higher energy accelerators (> 400
33 MeV) than had been employed in nuclear research (< 50 MeV). The much greater cost
34 (greater than \$100 million) of these higher energy facilities dictated that there would
35 fewer (~ 1) and that they would operate in a user mode.² Several smaller accelerator
36 facilities, operated “in house” at universities were closed, and university researchers
37 initiated new research programs at the new user facilities. There was a resulting decline
38 in emphasis on detailed nuclear spectroscopy, but it still remained an important element
39 in the nuclear physics research program. Worldwide, three such user facilities were built,
40 one each in Canada, Switzerland and the United States. The largest of these facilities was
41 the Los Alamos Meson Physics Facility (LAMPF) which had an 800 MeV proton beam

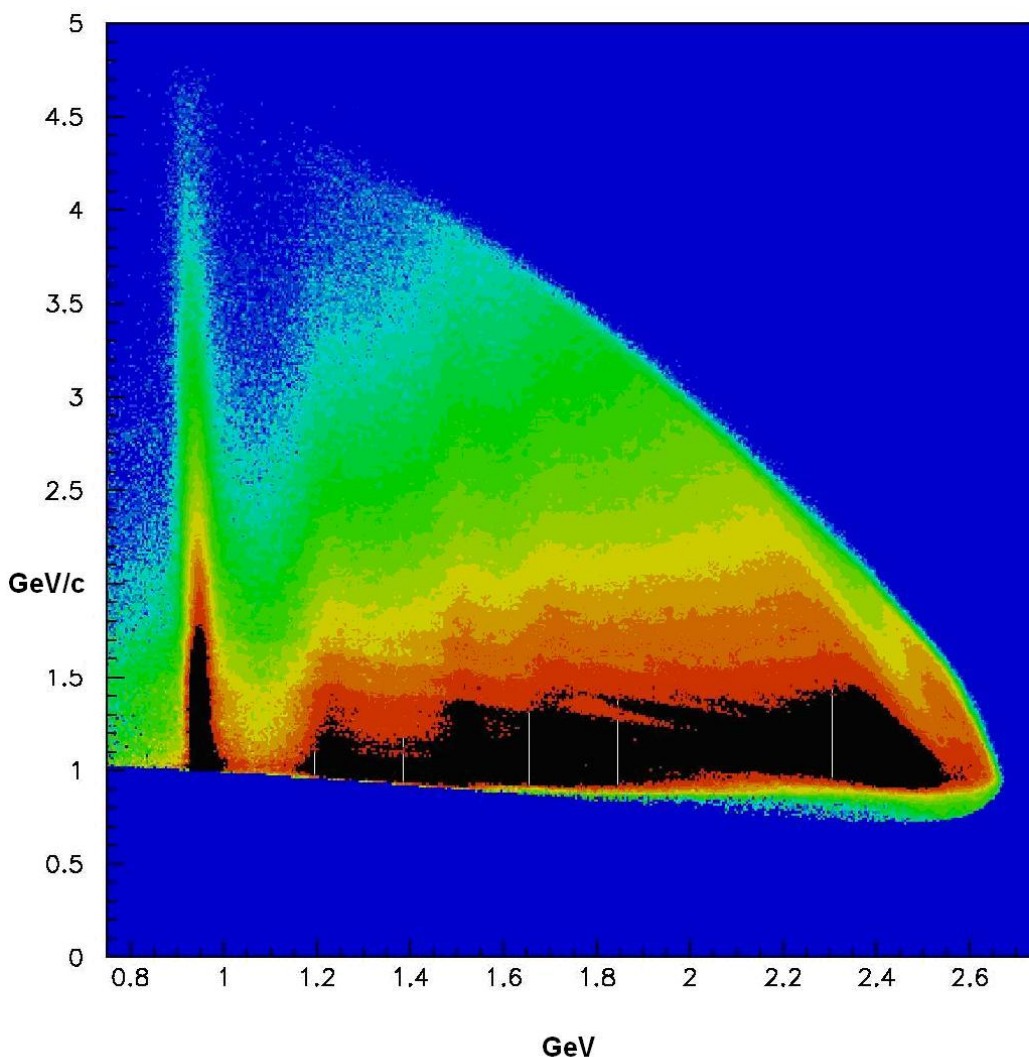
²The user mode typically refers to mode of operation where potential users of a facility submit a technical proposal to the facility management explaining the experiment they wish to carry out in terms of its scientific interest and the manner of its execution. Upon approval of such a proposal, access to and time at the facility are scheduled for the user. In the case of the DOE and NSF national facilities, the user is not directly charged for the cost of operating the facility during their use.

1 with a beam power approaching 1 megawatt and a user community of nearly 1000
2 physicists. This facility became operational in 1972 and produced intense secondary
3 beams of neutrons, pions, muons and neutrinos. The worldwide activity in this field
4 produced an extensive body of data on the nucleon-nucleon and pion-nucleon interactions,
5 mounted sensitive tests of the Standard Model, and was essential to the development of a
6 relativistic nucleon-nucleus potential based on a mesonic description of the nucleon-
7 nucleon interaction. This model provided a natural explanation for the strong nuclear
8 spin-orbit force required to account for the observed nuclear shell structure but whose
9 origins to that point in time were obscure.

10
11 Even before the heavy ion and medium energy research cited above, experiments in the
12 1950s using beams of electrons at Stanford, Saclay (France), and MIT mapped out the
13 distribution of the charge and magnetization in nuclei and at Stanford, with the higher
14 energies available, in the nucleon. In the 1960s and 1970s, these facilities and others also
15 provided data on the momentum distribution of the nucleons in nuclei, probed deeply
16 bound shell model orbits, and investigated charged meson exchange currents in nuclei.
17 Scattering processes involving the relatively weaker electromagnetic force were shown to
18 be easier to treat theoretically. Thus the desire for a dedicated world class electron
19 accelerator emerged in the nuclear community.

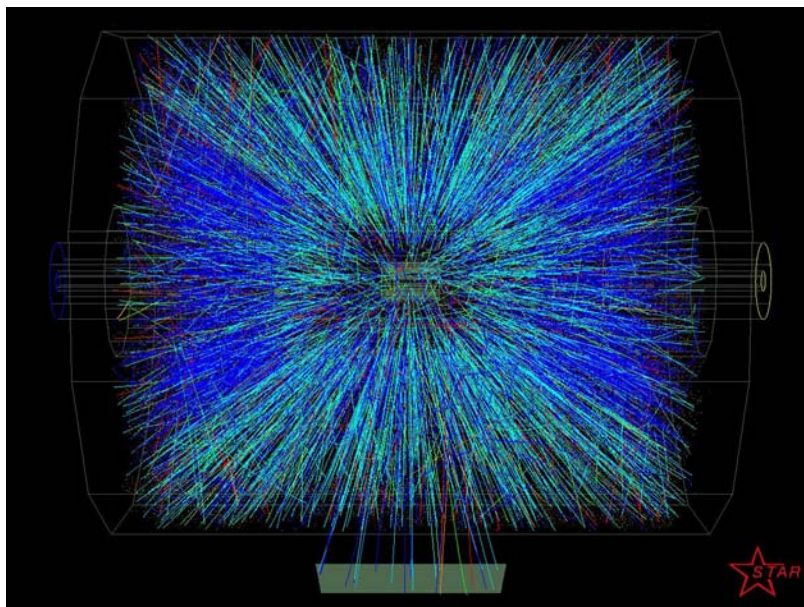
20
21 At about the same time a revolution was taking place in the paradigm characterizing
22 strong interactions, driven by observations of highly inelastic scattering of high energy
23 electrons from nucleons. In these experiments the electron transfers a large fraction of its
24 energy and momentum to the target nucleon. Surprisingly large cross sections were
25 observed at the largest energy and momentum transfer, requiring that the electrons were
26 scattering from pointlike charged particles inside the nucleon. Further observations
27 confirmed that these particles had spin-1/2 and electric charges only a fraction of the
28 charge on the electron. These were the properties of the hypothetical *quarks* that had
29 been proposed to explain the spectrum of the strongly interacting particles (hadrons).
30 The initial observations were made at the Stanford Linear Accelerator Center (SLAC)
31 and then further elaborated at high energy accelerators throughout the world. By the
32 early 1970s a theory of the strong interactions—quantum chromodynamics (QCD)—was
33 rapidly being established as the underlying description of all strongly interacting particles.
34 QCD described the properties and interactions of baryons and mesons in terms of the
35 interactions of colored, fractionally charged, pointlike particles called quarks. Quarks
36 interact by the coupling of their color charges to eight massless, colored “gluons,” a
37 subtle generalization of the electromagnetic interactions. Baryons are viewed as
38 consisting of three constituent quarks while mesons are formed from a constituent quark
39 and anti-quark. The development of the quark model and its evolution into the theory of
40 strong interactions, QCD, had a large influence within the nuclear physics community.
41 Even though it was soon recognized that QCD would be extremely difficult to implement
42 on the scale of hadrons and even more so on the scale of nuclei, the emergence of a
43 fundamental underlying theory has changed the way that nuclear physicists think about
44 nuclei and changed the criteria for an “explanation” of nuclear phenomena. Ideally, one
45 would like to be able to trace the properties of nuclei back to the fundamental structure of
46 QCD. The selection of 4 GeV as the initial energy for Jefferson Laboratory was clearly

1 influenced by the desire to connect the hadronic and quark descriptions of hadrons and
2 nuclei. The eventual design for the accelerator at Jefferson Laboratory employed
3 superconducting radio-frequency resonant cavities in a mode that produced polarized and
4 unpolarized electron beams of unprecedented intensity, quality and duty factor. The
5 facility produced first beam for research in 1995. Jefferson Lab now has some 900 users
6 and has carried out more than 100 experiments. Among the research highlights has been
7 the demonstration of a large difference in the distribution of the proton's charge and
8 magnetization, measurement of strange quark contribution to the nucleon's charge and
9 magnetization distribution, and direct evidence that the hadronic description of the
10 nucleon--nucleon interaction works to shorter distances than expected. Figure 1.3 shows
11 the energy and momentum of energetic electrons scattered from a hydrogen target.
12



13
14
15 Figure 1.3. The response of the proton as revealed by experiments using the CLAS detector at
16 Jefferson Lab that measured how the proton absorbs both energy (horizontal axis) and
17 momentum (vertical axis) from an incident electron. The features in the plot reveal certain
18 resonances that the proton is excited to, confirming that it behaves as a complex system of
19 quarks and gluons.

1
2
3 The QCD paradigm changed the way nuclear physicists think about nuclear matter
4 produced at very high temperature or density. Confinement of quarks and gluons within
5 hadrons is regarded as a (relatively) low energy phenomenon. At extreme pressure
6 hadrons overlap, the distinction between individual hadrons disappears, and a “condensed
7 matter” of QCD is expected to be formed. At high temperatures the identities of
8 individual hadrons is also lost, leading to the formation of a new state of matter with very
9 high energy and entropy density in which quarks and gluons are the relevant degrees of
10 freedom. A large community of experimental and theoretical nuclear physicists has
11 launched an ambitious program to explore this very dense, hot, strongly interacting form
12 of matter, often referred to as the quark-gluon plasma (sometimes called QGP). It is
13 certain that in the early universe, some microseconds after the “big bang,” strongly
14 interacting matter must have gone through such a phase consisting of quarks and gluons
15 which cooled to protons, neutrons, and photons and subsequently deuterons and alpha
16 particles. Indeed, the relative amount of these light nuclides produced in the early
17 universe is part of the evidence supporting the big bang hypothesis. Similar conditions
18 can be recreated in the laboratory by colliding heavy nuclei together at extremely high
19 energies. Collisions between oppositely directed beams are much more efficient at
20 reaching high energy than collisions of one beam on a stationary target, so oppositely
21 directed beams of energetic nuclei are typically required in studies of the QGP. Early
22 experiments at the Brookhaven National Laboratory Alternating Gradient Synchrotron
23 (AGS) were followed by higher energy experiments at CERN. The results from CERN
24 provided tantalizing although not fully conclusive evidence for the formation of a new
25 state of matter in such collisions. The U.S. quest began in earnest in 2001 with the
26 completion and operation of the Relativistic Heavy Ion Collider (RHIC) at Brookhaven
27 National Laboratory. In a head on collision of two gold nuclei, each carrying 100 GeV
28 per nucleon, nearly 10,000 particles emerge from the collision as shown in Figure 1.4.
29 The total energy in such collisions, 40 TeV, is the highest energy achieved to date in any
30 man-made particle collision. How should this quark-gluon phase manifest itself if it is
31 formed? The earliest conjectures were that it would be plasma of locally free quarks and
32 gluons whose interactions would be weak enough that its properties could be extracted
33 relatively easily from the experiment and could be calculated with some reliability from
34 QCD theory. Results from RHIC pointed in a different direction. Much excellent data
35 on a variety of phenomena has been gathered and analyzed from collisions of a variety of
36 nuclei at various energies. The most recent experiments suggest that the material formed
37 in the first instant of these collisions is best characterized as a strongly interacting quark-
38 gluon liquid. Indeed it has been termed a perfect liquid, because the hot-dense material
39 flows with very little viscosity and the distance between collisions of the liquid's
40 constituents is extremely short. This is quite different from earlier theoretical
41 expectations and further study of this matter is expected to teach us much about QCD and
42 the dynamics of the very early universe.
43



1
2 Figure 1.4. An example of the outgoing particles from a collision of two gold nuclei at the
3 Relativistic Heavy Ion Collider (RHIC) at Brookhaven National Laboratory.
4
5

6 The connection between nuclear reactions and astrophysics goes back to Bethe's
7 pioneering work on the energy source of stars. The last few decades have seen an
8 explosion in the quality and quantity of astrophysical data. Satellite and ground based
9 telescopes operating over a wide range of photon energies have revealed much about the
10 behavior of ordinary stars, white dwarfs, neutron stars, black holes, galaxies, dark matter
11 and dark energy. There is every reason to believe that this flow of data will continue and
12 indeed, increase. Careful measurements of solar reaction processes suggested that the
13 observed solar-neutrino flux was too low; this “solar neutrino problem” helped cause
14 neutrino physics to emerge as a new discipline of nuclear physics and astrophysics.
15


16 Initially, stellar evolution by hydrogen and helium burning is driven by proton and alpha
17 capture reaction sequences on stable nuclei. Subsequent late evolution phases from
18 carbon to silicon burning are characterized by more complex reaction processes triggered
19 by heavy ion fusion or photodisintegration processes near the line of stability. Many of
20 the most interesting, powerful and important stellar phenomenon such as supernova
21 explosions and gamma-ray bursts that occur at the end of a star's life continue to
22 challenge our understanding. These explosive phenomena are important since they create
23 the bulk of the chemical elements above Fe, and often lead to the formation of neutron
24 stars or black holes. In these explosive events an enormous flux of neutrons is created and
25 subsequently captured by nuclei within a time short compared the nuclear beta decay
26 lifetime. This is known as the rapid-neutron or r-process. Thus the nuclei experiencing
27 the r-process are heavy and extremely rich in neutrons. We have little knowledge and no
28 data on the properties of such nuclei.
29

30 In addition to their relevance to astrophysics there is widespread interest in the nuclear
31 physics community to investigate the many interesting and unknown aspects of nuclear

1 structure to be encountered with large neutron excesses and nearly unbound systems.
2 Until the 1990s it was not clear that it might be possible to create a viable experimental
3 program to investigate these issues. However a number of technical advances in
4 developing high charge state ion sources, superconducting acceleration structures, fast
5 and efficient collection of radioactive ions as well as large acceptance detectors have
6 made such a program possible and attractive. Proposals for the construction of facilities
7 incorporating these advances are now under consideration and some are already in
8 development or operation. There have also been significant advances that have made
9 nuclear structure theory steadily more quantitatively reliable. Significant among these
10 are increases in available computing power and the accompanying formalisms and
11 algorithms that take advantage of the increased capability. Building on these
12 achievements there is an opportunity for theoretical and experimental nuclear physicists,
13 working in conjunction with astrophysicists, observational astronomers, and large scale
14 modelers to greatly advance the understanding of stellar processes that map out a
15 significant and critical portion of the history of our universe.
16

17 Over the period covered in this brief history of nuclear physics many important
18 discoveries were made without the use of any accelerator at all. Far and away the most
19 significant has been the study of neutrinos from the sun. This research, originally
20 suggested by the Italian physicist Bruno Pontecorvo and undertaken in the U.S. by Ray
21 Davis, was viewed as a unique way to investigate the nuclear processes that occur at the
22 center of the Sun and hence are responsible for its energy generation. This unique feature
23 results from the fact that neutrinos interact so weakly that they readily escape from a
24 stellar interior. Early on in this research Davis noted that fewer neutrinos were detected
25 than expected. Subsequent research in Japan and Canada (see Figure 1.5) have
26 confirmed this deficit and shown that it is due to neutrino oscillations and that the
27 characterization of the nuclear reactions driving the sun is correct. The study of neutrino
28 oscillations has since become an important element in nuclear and particle physics with
29 active world wide participation. Ray Davis shared the the Nobel Physics Prize in 2002
30 with Masatoshi Koshiba for their work on neutrinos. Davis was recognized for his
31 observation of solar neutrinos—his work to confirm Bethe's theory of solar-energy
32 generation proved to be an unexpected window on a new area of fundamental physics.
33

34 Nuclear physics has also played a leading role in discoveries of fundamental symmetry
35 violations. When the idea was first proposed that parity (symmetry under space
36 inversion) could be violated in weak interactions, few people took it seriously until the
37 dramatic observation of this effect in beta decays of spin-polarized ^{60}Co by C.S. Wu and
38 Hayward, Hudson, and Hoppes. This discovery launched the experimental field of
39 fundamental symmetry tests, leading to the eventual fall of time-reversal symmetry and a
40 series of ever more precise tests for several symmetries whose violations have not yet
41 been detected.



1
2 Figure 1.5. LEFT: A photograph of the Sudbury Neutrino Observatory experiment in Canada
3 viewed from underneath showing the large acrylic vessel and its phototubes. (Image courtesy of
4 SNO.) RIGHT: A photograph of the KamLAND experiment in Japan. (Image courtesy
5 Hamamatsu Photonics K.K.)
6
7

8 A variety of other measurements carried out by nuclear and particle physicists have
9 further set strong limits on various processes that would require new physics beyond the
10 Standard Model of electroweak interaction. Examples include limits on electric dipole
11 moments, the existence of second class currents, and lepton-flavor changing decays of the
12 muon. They have also provided positive evidence for such particle physics landmarks as
13 conserved vector currents, the unitarity of the Cabbibo-Kobayashi-Maskawa matrix that
14 describes the interactions of quarks, and parity conservation by the strong interactions.
15

16 The last decade has witnessed significant developments in experimental studies of nuclei
17 and nuclear astrophysics, driven largely by qualitative advances in technology, including
18 high resolution particle separators, large arrays of gamma ray or particle detectors, a
19 variety of traps, storage ring and laser spectroscopy techniques, and especially the
20 development of first and second generation facilities for the production and use of nuclei
21 far from stability. These technical developments have boosted experimental sensitivities
22 by many orders of magnitude. They have led to results which have challenged long-held
23 beliefs on many topics. Examples include the robustness of shell structure (e.g., magic
24 numbers), nuclear geometries and density regimes in weakly bound systems (e.g., in halo
25 nuclei), and evidence for new collective modes and many-body symmetries. Similarly,
26 these developments enabled the creation of new super-heavy nuclei. In nuclear
27 astrophysics, experimental results from these radioactive beam facilities have provided
28 improved knowledge on the ignition conditions for novae and x-ray bursts. These
29 experiments also explored the far-from-stability reaction processes in explosive
30 nucleosynthesis scenarios such as the r- and the rp-process in terms of reaction path and
31 process time scales. These first results also showed that the theoretical basis of existing
32 nucleosynthesis simulations for such processes is more than unsatisfactory and the
33 predictive power on the basis of these simulations limited. Improvements in
34 computational capabilities permit new theoretical approaches giving rise to more realistic
35 calculations for nearly all nuclei.

1

2 Thus nuclear physics has expanded its scope considerably beyond its origins in nuclear
3 structure and radioactivity. It now investigates the properties of strongly interacting
4 matter at a deeper level and contributed to knowledge of objects as diverse as the Sun and
5 neutrinos. On the applied side nuclear physics plays a significant role in energy, defense,
6 medicine, and its instruments are spread throughout modern technology. Nuclear physics
7 is now deeply involved in many areas at the frontiers of human knowledge and
8 development.

9

10 Looking into the future from today's perspective, there appear to be several clear avenues
11 for world class research in nuclear physics. One direction probes the consequences of
12 QCD for hot and cold strongly interacting matter at length scales ranging from sub-
13 hadronic to neutron stars. Another uses electromagnetic and weak processes to probe
14 more delicately inside hadrons and nuclei to see how quarks and gluons give rise to
15 nuclear phenomena and to test the Standard Model of particle physics. Many of these
16 tests of the Standard Model will employ non-accelerator sources ranging from
17 astronomical objects to radioactive nuclei. The third direction, the one central to the
18 concept of a rare-isotope facility, seeks to investigate nuclear structure at the extreme
19 limits of particle stability, that is crucial for investigating new nuclear phenomena and for
20 better understanding of the evolution of stars and the creation of the chemical elements.

21

22

1
2
3
4
5
6


Rare Isotope Science Timeline

Canada

Europe

Japan

United States



1 Figure 1.6. The figure chronicles some of the major events (by no means all-inclusive!) in the
2 history of rare-isotope science (RIS). Scientific milestones in the studies of nuclei, nuclear
3 astrophysics, and physics of fundamental interactions appear in black; technological advances
4 and facilities appear in red; and applications are shown in blue. In order to illustrate the worldwide
5 context, the upper portion displays the milestones from Europe, Canada, and Japan, while the
6 U.S. milestones are shown below the timeline axis. By displaying many leading examples of RIS
7 in one graph, one can view couplings between basic science, technology, and applications as
8 well as the steady increase in the activity in RIS and the high degree of competitiveness in the
9 field. The only dedicated radioactive ion beam facilities in the United States are the National
10 Superconducting Cyclotron Laboratory (NSCL) at Michigan State University (1989; in-flight
11 separation) and HRIBF at Oak Ridge National Laboratory (first ISOL beam in 1997). The figure is
12 based on input solicited from a number of leading scientists representing the worldwide RIS effort.
13

14 NOTE:

15
16 ATLAS = Argonne Tandem-Linac Accelerator System
17 BBHF = Burbidge Burbidge Hoyle Fowler, referring to a team of scientists who wrote a landmark
18 paper on nucleosynthesis
19 HRIBF = Holifield Radioactive Ion Beam Facility
20 ISOL = Isotope Separation Online
21 ISOLDE = On-Line Isotope Mass Separator, a facility at CERN
22 ISAC = Isotope Separator and Accelerator
23 GANIL = Grand Accélérateur National d' Ions Lourds, or Great Heavy-Ions National Accelerator.
24 GSI = Gesellschaft für Schwerionenforschung mbH
25 LLN = Laboratoire Louis Néel
26 PET =Positron Emission Tomography
27 REX-ISOLDE = Radioactive Beam Experiment at ISOLDE
28 RIBs = Rare-isotope Beams
29 TRINAT = TRIUMF Neutral Atom Trap
30 TRIUMF = Tri Universities Meson Facility
31
32

1

2 **1.2. Technological Context**

3

4 Frequently there is a synergy between a new scientific direction and recent technological
5 developments that enable ground breaking research. Rare-isotope science is in a position
6 to exploit recent technical developments that promise much more intense, high quality
7 beams of short lived isotopes.³ However, even with the promised increase of many
8 orders of magnitude the intensities of a next generation FRIB will be still low compared
9 to what is traditionally available at a stable beam nuclear physics facility. Fortunately
10 there has also been significant progress in developing new and more efficient detector
11 systems, which when combined with the new accelerator developments, significantly
12 expand the reach of new experiments.

13

14 The experimental study of exotic nuclei involves three separate stages, *production*, and
15 *preparation* of the rare-isotopes for research and the end station instrumentation for the
16 *observation* of the final products. Broadly speaking, there are two basic approaches to
17 *producing* radioactive beams for use in nuclear physics experiments, often called "in-
18 flight" and "re-acceleration". They are complementary and each has an important role in
19 the study of exotic nuclei. Figure 1.5 shows the various stages of production, preparation
20 and experimental utilization of exotic nuclei.

21

22 In the in-flight technique, a production target is bombarded with a beam of a heavy stable
23 nucleus. On interacting in the production target the incident nucleus is fragmented into a
24 variety of lighter exotic nuclei which travel with approximately the velocity of the
25 incident beam. These exotic nuclei are then directed onto the experimental target. This
26 *preparation* technique is fast (less than 10^{-6} sec), direct, and independent of chemistry.
27 These prepared beams typically have rather high energies (typically 50 -500
28 MeV/nucleon) which means they can be used to then bombard thick secondary targets
29 giving the highest yields of the most exotic nuclei furthest from stability. These in-flight
30 beams can also be inserted into devices called storage rings which allow them to
31 continuously circulate for mass measurements or to enhance yields by repeatedly
32 recirculating them through a given (thin) target. It is, however, very difficult to produce
33 high quality lower energy beams by slowing down the fragments of the initial beam, thus
34 fragmentation is not suitable for many classes of experiments.

35

36 The second, re-acceleration, approach, takes the exotic nuclei formed in the production
37 target, and *prepares* a beam by bringing the exotic nuclei to rest and then injecting them
38 into a second accelerator. This method produces high quality, re-accelerated beams at the
39 lower energies traditionally used for nuclear structure and nuclear astrophysics
40 experiments so that these well-tested and understood techniques can be exploited in

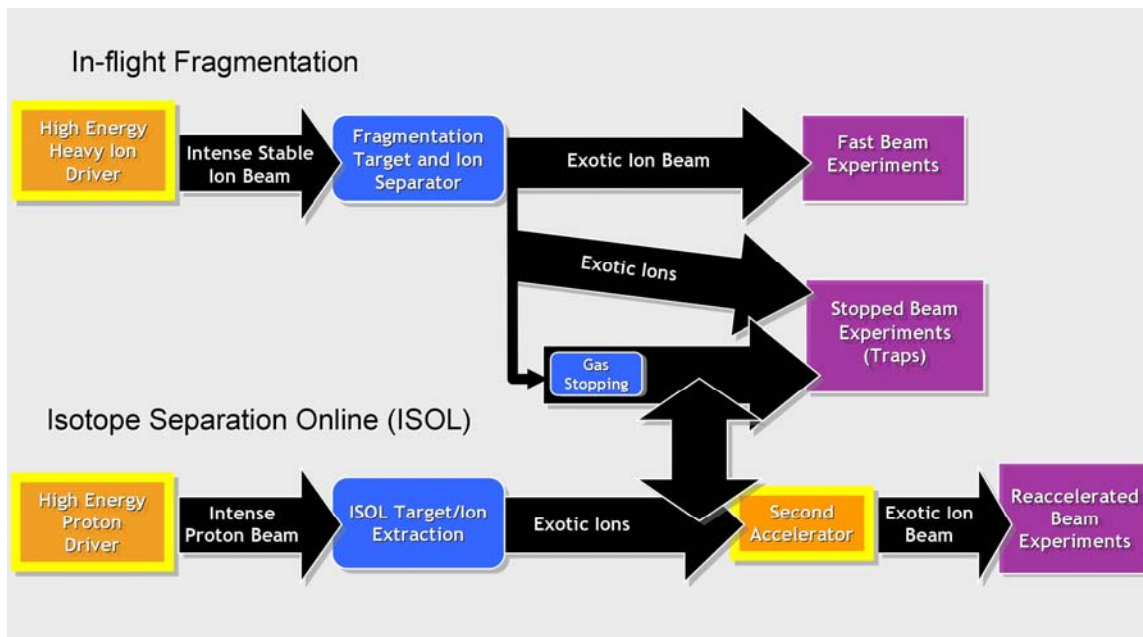
³In this report, the committee refers to "high quality beams" as those beams with controlled characteristics such as good energy resolution, small transverse emittance, high duty factor, isotopic purity, and reasonable intensity. Of course, beams that are sufficiently high quality for one experiment may not be optimized for another.

1 investigating their subsequent interaction with the target. There are two versions of this
2 method of exotic beam *preparation* -- the "gas catcher" and ISOL techniques.

3
4 The gas catcher approach uses the same fragmentation process as the in-flight method
5 but, in this case, the exotic nuclei produced in the target are slowed in an absorber and
6 then stopped in a gas catcher (typically He gas). The fragments will remain ionized
7 because of the large binding energy of electrons in the He atoms. These ions are then fed
8 into the second accelerator. This technique is also chemistry independent, works for
9 essentially all elements, and is fast. Its applicability for the most intense beams of exotic
10 nuclei is still under investigation.

11
12 In the ISOL technique a beam of light projectile nuclei bombards a thick target of a heavy
13 element. The exotic nuclei are produced by a process called "spallation" in which the
14 target nucleus is fragmented into pieces many of which are exotic. These exotic nuclei
15 stop in the hot thick target, diffuse from the target into an ion source where they are
16 prepared for injection into the second accelerator, and re-accelerated. This technique can
17 often produce the highest intensities of certain isotopes and has a long history of
18 technological development, but the extraction process depends on the atomic chemistry
19 and surface properties of the target, is generally not useful for (refractory) elements with
20 with low vapor pressure at high temperatures, and is often slow so that short lived
21 isotopes are not obtained. Typically, considerable R&D is required to establish a useful
22 beam for the first time a new element is required.

23
24 In all three techniques, the exotic nuclei can be stopped to study their radioactive decay
25 or injected into traps for fundamental studies or measurements of their properties such as
26 their mass or charge radius.
27



28
29
30 Figure 1.5. Cartoon of the different techniques for creating and utilizing beams of rare-isotopes.
31 The purple boxes represent the final stage where the nuclei are ready for use in experiments.

1
2
3
4
5
6
7
8
9
10
11
12
13
14
15
16
17
18
19
20
21
22
23
24
25
26

Significant technical advances have been made in developing superconducting radio-frequency linear accelerators. Improvements in cavity design and material preparation have led to higher field gradients leading to more efficient acceleration. Independent tuning and phasing of the individual RF modules allows ion acceleration over a wide range of velocities and charge to mass ratios. Continuing ion source development has led to the production of large quantities of highly charged heavy ions ideal for energetic heavy ion drivers. All this technology is also applicable for the reacceleration phase of an exotic beam facility where collection efficiency and beam quality are more important than high energy or beam power. Appropriate proton drivers have been available for some time and the ISOL technique is now well developed.

An essential additional development in facilitating the study of exotic nuclei is advances in experimental instrumentation that now allow measurements to be carried out with beams as weak as a few hundred particles/sec or, in special cases, as low as 1 particle/day whereas traditional nuclear structure and astrophysics experiments in the past have usually been carried out with beams on the order of 10^8 to 10^{13} particles/sec.

Thus it appears that the technological advances are now available that allow the construction of rare-isotope facilities of enhanced capability that permit the execution of experiments that were unimaginable a decade ago.

1

CHAPTER 2

2 **Key Science Drivers for a Rare-Isotope Beams Facility**

3

4 The last chapter presented a quick tour of nuclear physics, but more importantly
5 characterized the roots of some of the intellectual and technological drivers toward the
6 future. This chapter explores the present-day investigations that would most directly be
7 impacted by a FRIB—and therefore would also most likely set the minimum performance
8 requirements.
9

10 **2.1. The Science Drivers**

11

12 A facility capable of intense beams of a wide variety of radioactive nuclei will clearly
13 impact many areas of science and technology. In this chapter we lay out our view of the
14 principal scientific drivers in nuclear structure physics, nuclear astrophysics, fundamental
15 interactions and some important technical applications. It is often the case with new
16 world class facilities that their most important scientific discoveries are not foreseen in
17 advance. The science drivers are first presented below in a brief format followed by a
18 more expanded presentation.⁴ We shall refer to a facility capable of executing the
19 indicated research as FRIB.
20

21 **Nuclear Structure**

22

- 23 • **Testing new nuclear structure concepts.** A quantitative understanding of
24 nuclear structure is important to problems ranging from the origin of the elements
25 to the use of nuclei as laboratories for probing new interactions. The nuclear
26 many-body problem -- strongly interacting, with two kinds of particles (protons
27 and neutrons), and with competing effects due to short-range multiple scattering
28 and long-range collectivity -- is also of broad intrinsic interest. The phenomena
29 that arise -- shell structure, pairing, superfluidity, collective motion and its
30 connections with many-body symmetries, and spectral transitions from order to
31 chaos -- and the methods nuclear physicists employ are also fundamental to fields
32 such as atomic and condensed matter physics and quantum chemistry. Nuclear
33 structure theory has made significant progress in recent years by adapting
34 numerical techniques for high-performance computing and through conceptual
35 advances such as effective field theory and improved density functionals.
36 However the reexamination of old paradigms and subsequent development and
37 validation of new nuclear models requires data. This is a role for FRIB: to test
38 the predictive power of models by extending experiment to new regions of mass
39 and proton-to-neutron ratio and to identify new phenomena that will challenge
40 existing many-body theory. FRIB's rare-isotope beams of unprecedented
41 intensity and its sophisticated detector arrays will allow experimentalists to
42 explore the limits of nuclear stability. FRIB's technological developments will

⁴Please see the glossary in Appendix D for additional discussion of key scientific terms.

- 1 allow nuclear physicists, for the first time, to study nuclei that previously could be
2 found only in the billion-degree explosions of distant supernovae.
- 3 • **Production and properties of super-heavy nuclei.** Theory predicts that super-
4 heavy nuclei can be assembled that do not exist anywhere else in the universe.
5 The nuclei would contain in excess of 120 protons hence their stored Coulomb
6 energy would be huge. However with a large number of excess neutrons and an
7 appropriate geometry, the attractive nuclear force could allow such a unique
8 system to exist for times exceeding a day. The synthesis of such nuclei and their
9 proper identification is an experimental challenge but an advanced exotic beam
10 facility such as FRIB is required if any meaningful search is to be carried out.
11 These super-heavy systems will provide great insight into the nuclear reactions
12 and structure and, if they possess sufficient lifetimes, may reveal unusual
13 chemical properties.
 - 14 • **Probing neutron skins.** Very neutron-rich nuclei that can be reached by FRIB
15 offer the only laboratory access to matter made of pure neutrons. The outer layer
16 of those exotic nuclei consists of a neutron skin, which dramatically impacts their
17 structure, reactions, and decays. Neutron skins can result in novel collective
18 modes such as vibrations with respect to the inner proton-neutron core, and such
19 vibrations can impact neutron capture rates which are key to the astrophysical r-
20 process. With an improved understanding of strongly interacting matter in finite
21 nuclei with large neutron excesses, we will be better equipped to model neutron
22 stars: giant reservoirs of neutron matter.

23 24 **Nuclear Astrophysics**

- 25
26 • **The Origin of the Heaviest Elements.** At the extreme temperatures and
27 pressures of fiery stellar explosions, new elements are forged by enormous fluxes
28 of free neutrons (the r- process), energetic protons (the rp process) and gamma
29 rays (the gamma process, historically referred to as the p-process). On times
30 scales of seconds and less, these fluxes drive the original element abundance to
31 the neutron- or proton-drip lines where even the most basic nuclear properties -
32 binding energy and half-life - are, for the most part, unknown. Yet, over half of
33 the elements in nature - mostly the ones heavier than iron - have been created this
34 way. These same nuclear processes also power stellar thermonuclear explosions
35 observed as classical novae and Type I x-ray bursts. They also provide the
36 signatures for the diagnostics of core-collapse supernova explosions. The
37 measurement of the properties of these exotic short lived nuclei in the pathway of
38 these "extreme" processes therefore provide the key for a better understanding of
39 nucleosynthesis and the conditions, timescales, and mechanism of stellar
40 explosions.
- 41 • **Explosive Nucleosynthesis.** For nuclei in the iron group and lighter,
42 nucleosynthesis also frequently proceeds through exotic parent nuclei. The iron
43 in our blood and the calcium in our bones were produced by many generations of
44 supernovae occurring since the Big Bang, where these elements were originally
45 formed as radioactive nickel and, in part, as radioactive titanium. Though unstable,
46 the progenitors of these more abundant elements lie closer to the valley of beta-

1 stability than the drip lines, yet there are potentially very many of them. In fact,
2 only about 10% of the isotopes in a typical modern calculation of explosive
3 nucleosynthesis are stable. The rates for most of the key reactions are estimates
4 based on uncertain extrapolation of theory. An exotic beam facility will be able to
5 measure many of the most critical rates and constrain the theoretical prediction of
6 the rest.

- 7 • **Composition of Neutron Stars.** There are roughly one billion neutron stars in
8 our galaxy, yet their internal structure and the composition of their crusts are
9 poorly understood. Produced by the explosive deaths of massive stars, neutron
10 stars are only a few times larger in size than the event horizons of black holes of
11 the same mass. They produce a variety of high energy phenomena - pulsars, x-ray
12 bursts, some types of gamma-ray bursts - and are laboratories for general
13 relativity. While an exotic beam facility will not directly probe the high densities
14 of neutron stars, it will be able to constrain the isospin dependence of the nuclear
15 equation of state that determines neutron-star structure. Moreover, using charge-
16 exchange reactions on the most critical neutron-rich nuclei along the electron
17 capture chains that produce the critical nuclei in the crusts of neutron stars, a
18 FRIB can study the central questions concerning the composition and energetics
19 of their upper mantles.

21 **Fundamental Symmetries**

- 22
23 • **Tests of fundamental symmetries with rare-isotopes.** The Standard Model of
24 particle physics has been extraordinary successful but has long been believed to
25 be incomplete. Incompleteness is now demonstrated by the discovery of neutrino
26 mass; modifications will be required. The Standard Model also leaves mysteries,
27 failing to explain, for example, the asymmetry between matter and anti-matter in
28 the universe. Solving this problem seems to demand large effects of time
29 symmetry violation and there is little guidance from the Standard Model. Among
30 many experimental approaches for finding a new source of T violation, the search
31 for a permanent electric dipole moment (EDM) is consistently cited as one of the
32 most promising. While most particles have a finite magnetic dipole moment, a
33 finite EDM violates time-reversal symmetry and has not yet observed. The size
34 of a possible EDM is expected to be dramatically enhanced in a few heavy
35 radioactive nuclei with unusual pear-shaped deformations. Large numbers of
36 such nuclei can be produced at a high intensity FRIB, improving the sensitivity to
37 an EDM by several orders of magnitude over existing experiments. Such
38 measurements, free from backgrounds and many systematic effects, will be
39 sensitive to the existence of physics at energy scales even higher than those that
40 can be studied at the new Large Hadron Collider at CERN.

42 **Other Scientific Applications**

- 43
44 • Applications from stockpile stewardship, materials science, medical research, and
45 nuclear reactors have long relied on a wide variety of radioisotopes. Presently,
46 each of these areas would be significantly advanced by a facility with high isotope

1 production rates capable of producing high specific activity (pure) samples for
2 experimental use. In addition, the parallel advances in low energy nuclear theory
3 driven by a properly organized FRIB experimental program would provide better
4 models for needed nuclear reactions in areas now beyond direct experimental
5 reach.

- 6 ○ In the case of stockpile stewardship, the complex nuclear reaction
7 networks needed for understanding device performance would be greatly
8 clarified.
- 9 ○ Many materials science applications typically require high purity
10 radioactive isotopes for implantation to diagnose subtle, but important
11 phenomena at the few atom level. Here, the growing demand, the
12 relatively short half-lives and the required purity of the desired range of
13 isotopes argue strongly for a new high production rate facility.
- 14 ○ Similarly, medical applications, such as the development of new alpha and
15 beta emitter tagged antibodies that target and destroy cancer cells, have
16 unmet requirements for high isotope production rates.
- 17 ○ Lastly, in the reexamination of the nuclear fuel cycle as part of the “global
18 nuclear energy partnership,” improved cross sections for neutrons on
19 unstable fission fragments and actinides are required for the design of
20 better fast neutron reactors. The contributions of a FRIB to these
21 questions would, in large part, be greatly enhanced by the availability of a
22 suitable neutron source at the site.

24 **2.2. Nuclear Structure**

25
26 A quantitative understanding of nuclear structure is important to problems ranging from
27 the origin of the elements to the use of nuclei as laboratories for probing new interactions.
28 Yet a general theory of nuclear structure remains elusive: The classical formulation of
29 this problem, protons and neutrons interacting through a strong, short-range potential, is
30 difficult to solve except for the lightest nuclei. Nor do we understand in any detail how
31 such a formulation emerges from the underlying theory of QCD. For this reason many of
32 our tools for describing nuclei are based on models constructed to explain observations,
33 such as quantum mechanical tunneling, symmetry breaking, both ordered and chaotic
34 spectral properties, and rotations and vibrations, rather than derived from fundamental
35 theory. Thus, these tools are of limited utility both in terms of extrapolating power and
36 prediction of new phenomena.

37
38 However, much progress is being made. The first calculations of nucleon-nucleon
39 scattering properties have recently emerged from lattice QCD, and effective field theory,
40 also motivated by QCD ideas, has provided controlled expansions for observables in few-
41 body nuclei. The classical nuclear many-body problem can now be solved exactly
42 through twelve nucleons, due to growth in computing power. Methods for heavier nuclei
43 are being formulated that make direct connections with the underlying nucleon-nucleon
44 interaction by defining how that interaction must be modified, when used in model
45 calculations.

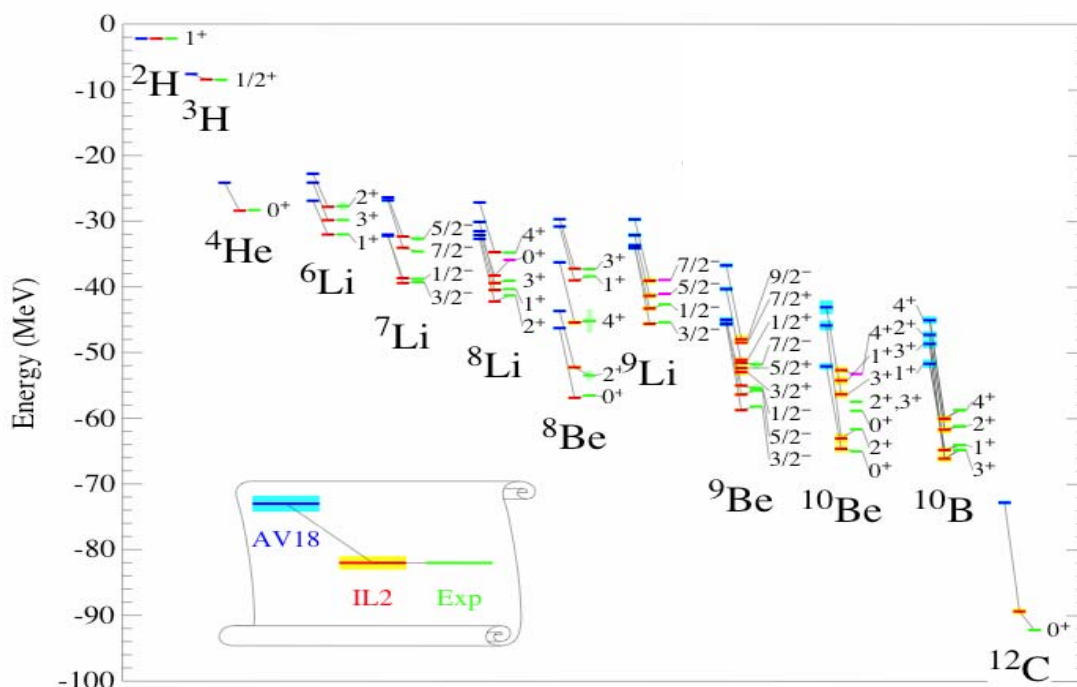
1
2 The validation of improved models requires data. While there exists a considerable body
3 of information about nuclei on and near the valley of stability, a FRIB would test models
4 by providing data in entirely new mass regions. This new information will stimulate
5 further improvements by revealing the shortcomings of current models, and uncovering
6 new phenomena requiring conceptual advances in theory.

7
8 Figure 2.1 illustrates some of the progress that has been made in solving the classical
9 nuclear physics problem, protons and neutrons interacting through a potential derived
10 from two-nucleon scattering data, augmented by three-nucleon forces also constrained by
11 experiment. The results were obtained from computationally intensive variational and
12 Green's Function Monte Carlo calculations. This figure shows that in cases where the
13 classical nuclear many-body problem can be solved, quantitative agreement with
14 experiment is obtained for nuclear ground states and low-lying excitations. Significant in
15 this figure is the important role of 3-body forces. They are seen to provide approximately
16 15% of the binding energy, a uniquely large effect in physical systems.

17
18 A goal of nuclear structure theory is to extend such successes to the heavier nuclei that
19 will be the focus of FRIB research. Such extensions cannot come about through growth
20 in high performance computing, alone. The combinatorial growth of the complexity of
21 the nuclear many-body problem with increasing nucleon number is too steep, and the
22 accuracy requirements too severe: typical nuclear binding energies may be 1% of the size
23 of the canceling vector and scalar potentials operating within the nucleus. But there are
24 paths forward that promise to combine exact techniques and our knowledge of the two-
25 and three-nucleon potentials with models, thereby making model-based calculations far
26 more reliable.

27
28 Much is known about the qualitative physics governing the structure of heavy nuclei.
29 Nuclei exhibit a shell structure analogous to that found in atoms, despite the much
30 stronger interactions among the nuclear constituents. Mass measurements show that
31 nuclei with special "magic" numbers of neutrons or protons -- 2, 8, 20, 28, 50, 82 and 126
32 -- have particular stability. A spherical potential -- representing the "mean field" that
33 influences nucleon motion due to the nucleon's interactions with the rest of the nucleus --
34 can reproduce this pattern and account for simple excitations of nuclei near magic
35 numbers. But unlike atoms, important correlations between the nucleons arise from
36 "residual" strong interactions beyond the mean field. The shell model, perhaps the most
37 widely used microscopic nuclear model, superimposes such correlations on the shell
38 structure, thereby directly accounting for that part of the residual interaction most
39 important to the long-distance structure of the nucleus. The effects of short-distance
40 correlations can also be treated, though indirectly.

41



1
2 Figure 2.1: The results for calculations of the energy levels of nuclei up through $A=12$ using
3 variational and Green's function Monte Carlo predictions of the binding energies of ground and
4 excited states of light nuclei. These calculations are based on two- and three-nucleon
5 interactions determined from experiment combined with essentially exact solution of the resulting
6 non-relativistic nuclear many-body problem. The agreement with experimentally determined
7 energies is approximately 0.5 MeV out of 95 MeV.

8
9
10 The shell model, however, still requires solution of the nuclear many-body problem for
11 many active valence nucleons occupying the quantum states between the magic numbers.
12 This problem also becomes numerically challenging for nuclei beyond nickel (56
13 nucleons). Thus other models are needed in which only the most important degrees of
14 freedom are identified and retained, so that a full treatment of all interactions among the
15 valence nucleons can be avoided. This kind of approach to many-body quantum physics
16 can be found in many other fields, such as condensed matter physics, atomic and
17 molecular physics, and quantum chemistry. Examples of nuclear physics models that
18 have had success include those describing collective motion such as rotations and
19 vibrations, those that simplify the interactions among valence nucleons by limiting
20 interactions to small clusters of nucleons, and those that replace interactions among many
21 nucleons by a density functional describing conditions locally around each nucleon.

22
23 One dramatic example of collective behavior is the breaking of spherical symmetry by
24 deforming the nuclear shape into a football or a pancake, and the subsequent restoration
25 of that symmetry by the collective rotation of the deformed nucleus, producing a
26 spectrum characteristic of a rigid rotor. Models have been developed to describe the

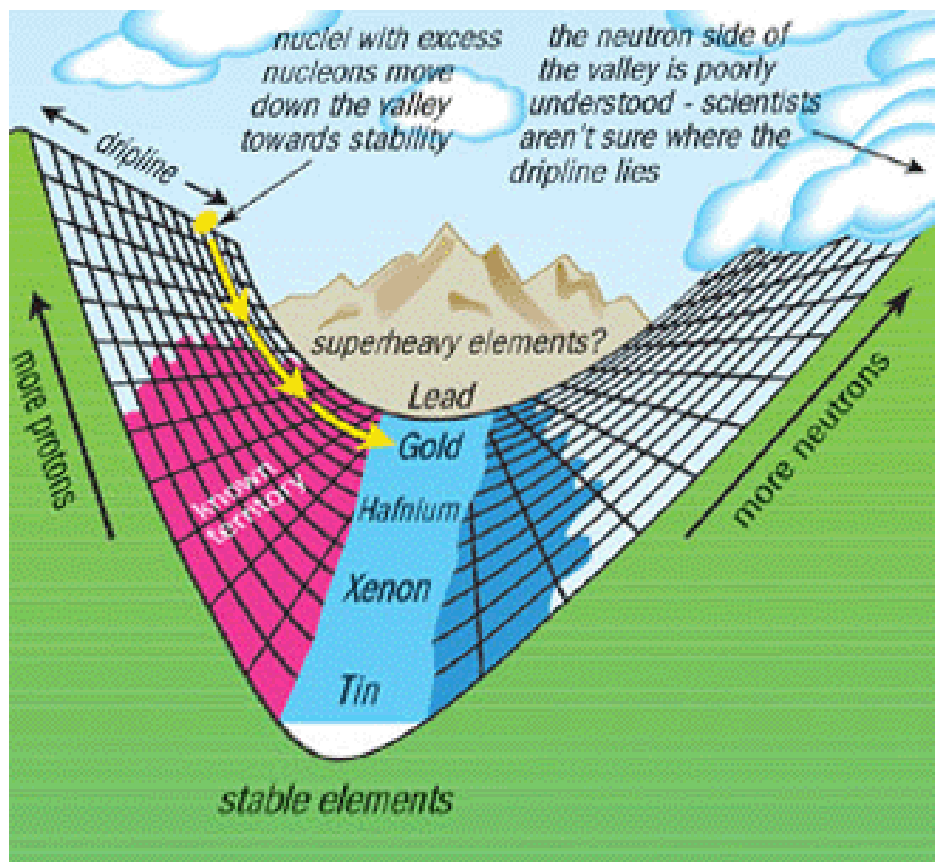
1 conditions for such shape changes and the resulting nuclear spectra characteristic of
2 rotation.

3
4 Our understanding of such phenomena is limited by the restricted view we have of all
5 possible nuclei. Most nuclear experiments are conducted with stable nuclei, a group of
6 about 300 species that exist naturally on earth. These nuclei can be viewed as forming
7 the floor of a valley – called the valley of stability – in a two-dimensional landscape in N
8 and Z . That is, the stable nuclei are a one-dimensional path in (N,Z) through this two
9 dimensional landscape. Many properties of the stable nuclei have been measured, and
10 most nuclear models have been designed to reproduce these properties. Thus, the
11 important test of our understanding of nuclear structure will be the extent to which
12 nuclear properties can be predicted in new regions of the landscape – properties of nuclei
13 away from the valley of stability.

14
15 The effort to understand the broad spectrum of nuclei, stable and unstable, has important
16 implications for other fields. In astrophysics unstable nuclei play crucial roles in
17 explosive environments such as supernovae and colliding neutron stars. In fact, it is
18 believed that roughly half of the stable nuclei heavier than iron were synthesized as
19 unstable nuclei in the core of an exploding supernova, then ejected into the interstellar
20 medium. The stable r -process nuclei found on earth are the “daughters” of these unstable
21 parents, formed when the parents decayed back to the valley of stability after the
22 supernova explosion.

23
24 Nuclear physicists would like to understand how far the nuclear landscape extends
25 beyond the valley of stability: how exotic can a nucleus be, while still remaining bound to
26 strong interactions? The valley of stability follows a path that begins, for light nuclei,
27 with $N \sim Z$, then later veers toward nuclei with $N > Z$ as the repulsive Coulomb force
28 begins to favor heavy nuclei with fewer protons than neutrons. The walls of the valley
29 are quite asymmetric (see Figure 2.2). Due to the Coulomb force, only a few protons can
30 be added to a heavy stable nucleus before the nucleus breaks apart. Thus the valley walls
31 on the proton-rich side are steep and the proton dripline is not far from the stable valley
32 floor. For this reason experimentalists have already succeeded in “mapping” the “limit”
33 of stable proton-rich stable nuclei through bismuth ($Z=83$). In contrast, the valley walls
34 on the neutron-rich side are much less steep: many neutrons can typically be added to a
35 nucleus, without causing the nucleus to immediately break apart. Until the advent of
36 radioactive beam facilities, only relatively few of these neutron-rich nuclei at or near the
37 drip line could be explored. FRIB is an instrument designed to produce these nuclei,
38 determine their masses, and measure their decay modes. Major surprises could result.
39 For example, theory suggests that there may be an undiscovered island of super-heavy
40 nuclei, significantly heavier than the most massive stable nucleus uranium, lying beyond
41 current experiments, but potentially accessible to FRIB.

42



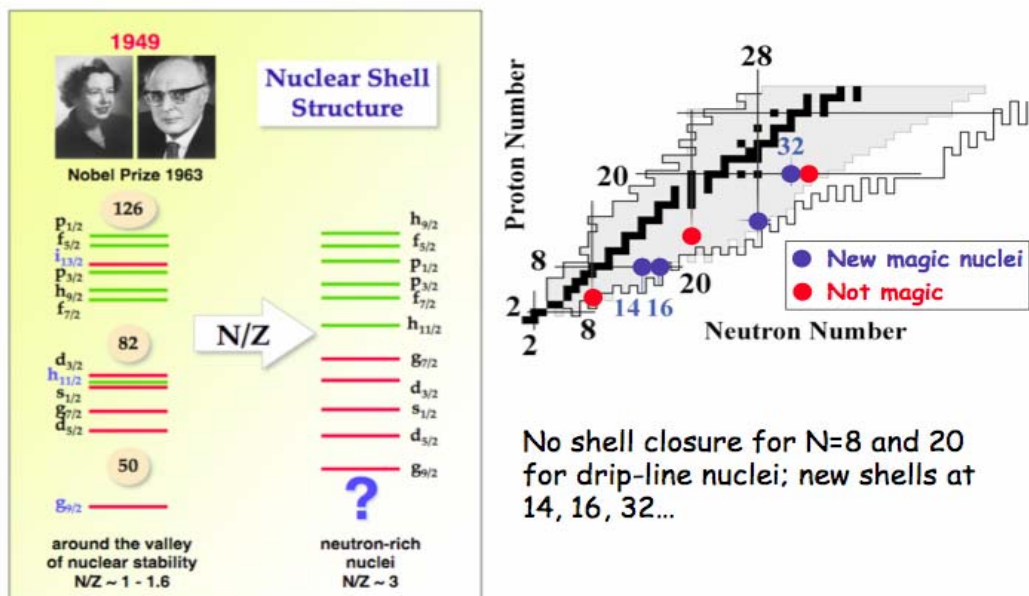
1
2 Figure 2.2. An artist's conception of the "valley of stability." The valley walls are actually
3 asymmetric: as one adds neutrons the valley wall rises less quickly than when one adds protons
4 due to the repulsive coulomb interaction between protons. This repulsion grows as the square of
5 the number of protons.

6
7 This description captures the essence of FRIB's role in nuclear structure physics: this
8 facility will allow us to map a far greater region of the (N, Z) landscape than is currently
9 accessible, thus testing the predictive power of nuclear models and provoking
10 improvements in those models. The measurements FRIB will make will be immediately
11 relevant to explosive environments important to astrophysics and could reveal
12 unexpected nuclear properties, such as unusually long-lived super-heavy nuclei. The
13 following discussion expands on these points.

14
15 **Testing Nuclear Structure Concepts**

16 Below we discuss several examples to illustrate how FRIB may probe aspects of nuclear
17 structure not readily accessible with only stable nuclear beams.

18

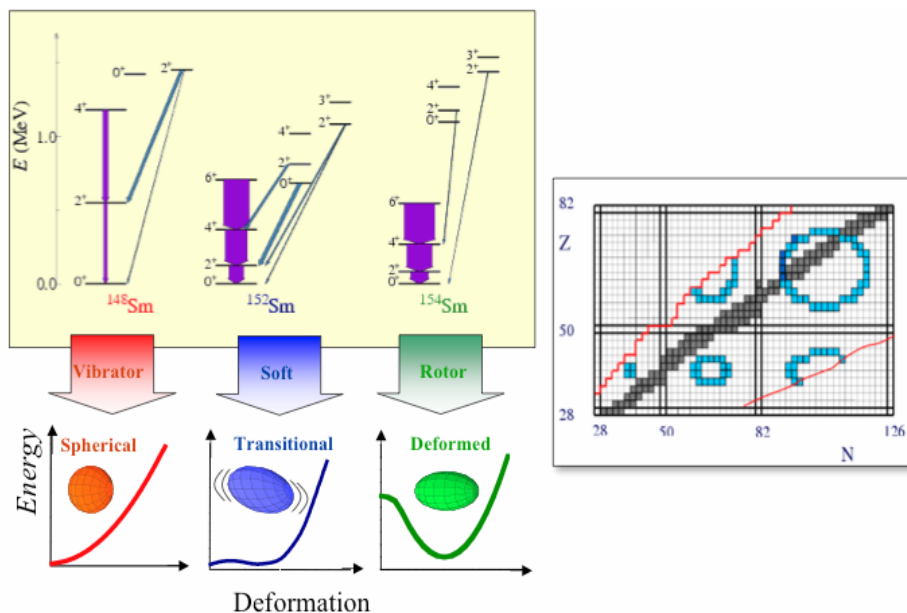


1 *Pairing and superfluidity:* Any attractive interaction between fermions (above the
2 degenerate Fermi sea) at sufficiently low temperatures generally leads to fermion
3 pairing and, therefore, superfluidity, analogous to the Cooper pairing of electrons in
4 superconducting metals. It is not surprising, therefore, that pairing plays an important
5 role in nuclear structure. As the number of nucleons can be precisely controlled at FRIB,
6 exotic nuclei accessible with FRIB will offer many new opportunities to study pairing,
7 including its influence on the structure of the diffuse, neutron-rich skin found in nuclei
8 far from the valley of stability. Such studies are of potential importance to
9 understanding the cooling of nature's ultimate neutron-rich "nucleus," the neutron star.
10 In extremely neutron-rich nuclei and in heavier nuclei ($A > 60$) with equal number of
11 neutrons and protons, different superfluid phases may appear, characterized by
12 nucleonic Cooper pairs carrying different isospin, spin, and total angular momentum.
13 Pairing can be probed at FRIB through a variety of reactions that add or subtract pairs
14 of nucleons. Two-nucleon transfer studies to probe pairing properties can be carried out
15 at FRIB within a week, given beam intensities of 10^4 ions/s. Thus, experiments with
16 ^{56}Ni , ^{64}Ge , ^{72}Kr , and the heavier $N=Z$ nuclei up through ^{88}Ru and probably ^{92}Pd will
17 likely be possible. An important probe of proton pairing, the $(^3\text{He},n)$ reaction, may be
18 possible for species up to ^{88}Ru . Two-nucleon knockout reactions can be performed with
19 beams as modest as 10 ions/s.

20
21 *The evolution of collective motion in complex nuclei:* The number of distinct nuclear
22 configurations increases as a combinatorial of the number of interacting nucleons. A
23 remarkable feature apparent in nuclear spectra is that, in spite of such complexity,
24 heavier nuclei exhibit novel collective properties that may not be as readily apparent in
25 few-body systems. Similar simplicity also arises in the complex systems of other fields,
26 such as atoms, molecules, and materials. In many cases, these regularities arise from
27 underlying symmetries that govern the systems, from which the relevant and usually
28 simple collective coordinates can then be deduced. The goals of nuclear-structure
29 physics include identifying the relevant collective coordinates, understanding their
30 connections to the approximate symmetries governing nuclear motion, and then
31 understanding how these symmetries arise from the underlying microscopic theory
32 based on the degrees of freedom of nucleons.

33
34 One example is the sharp structural change in nuclear ground states that occurs in
35 certain mass regions under seemingly small changes in mass, such as the addition of a
36 pair of neutrons. The nucleus may respond by altering its shape from spherical to a
37 deformed ellipsoid. This phenomenon (see Fig. 2.4) can be understood in terms of
38 quantum mechanical tunneling, a transition between nearly degenerate minima in the
39 energy corresponding to distinct shapes, or deformations. The resulting coexistence of
40 distinct shapes determines the excitation spectra of such transitional nuclei. These
41 excitations are governed by symmetries: the spherical symmetry that is destroyed by
42 deformation is restored by the associated collective modes (rotation of the ellipsoid).

43



1
 2 Figure 2.4: Illustration of the dramatic evolution of structure across the Sm isotopes,
 3 characterized by a transition between spherical and deformed shapes. Below the experimental
 4 level schemes are sketches of how the nuclear energy evolves with shape deformation. The right
 5 side shows the expected locus of this class of transitional nuclei (indicated by blue contours) in a
 6 section of the nuclear chart. Most of these regions lie off the valley of stability. With the new data
 7 from FRIB, we can hope to attain a deeper microscopic understanding of how shape transitions in
 8 finite systems occur and how these transitions are influenced by large neutron-to-proton
 9 asymmetries.

10
 11
 12 While such phenomena are seen in chains of isotopes near the valley of stability, FRIB
 13 experiments could map nuclear phases over a much larger region, including cases where
 14 the valence protons and neutrons occupy very different shells. Key questions that could
 15 be addressed by looking at the extreme nuclei far outside the valley of stability include
 16 the consequences of the extended neutron radii (skins) in such nuclei, whether the
 17 effective interactions will be weaker in this density regime, and the effects of the large
 18 isovector densities in these species. It is unclear whether new candidate regions for
 19 spherical-to-deformed shape transitions -- regions exemplified by the neutron-rich nuclei
 20 ^{112}Zr , ^{96}Kr , and ^{156}Ba or the proton rich nucleus ^{134}Sm -- will exhibit the same kind of
 21 sharp shape transitions seen nearer the valley of stability. These nuclei, and their
 22 neighbors in the expected transition regions, will be available for study at FRIB, given
 23 beam intensities ranging from a few to 10,000 ions/s. Such beams will allow
 24 experimenters to determine masses and lifetimes, and, for the more intense beams, to
 25 study Coulomb excitation, nucleon transfer, and highly inelastic collisions of these
 26 nuclei.

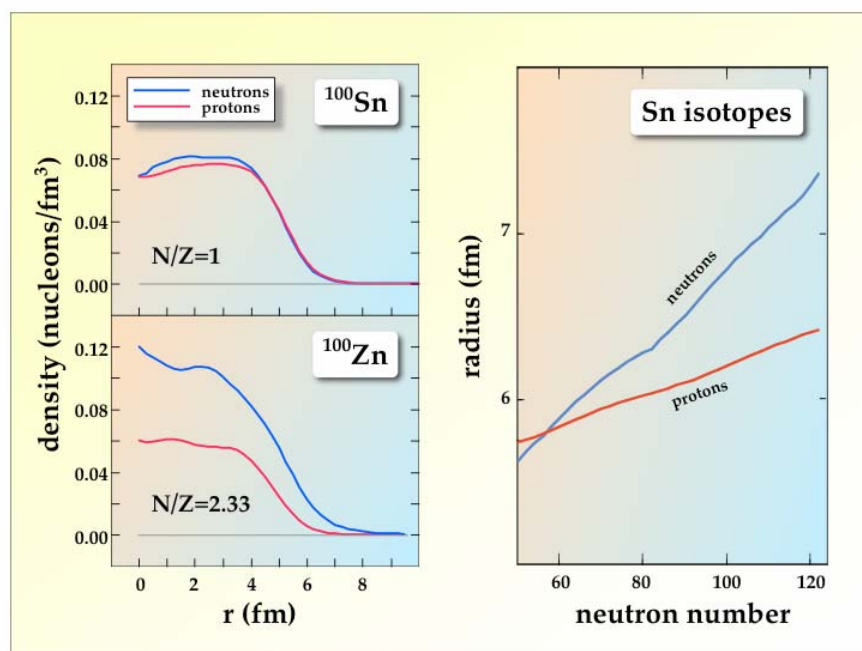
27
 28 The study of such shape transitions is just one element of the FRIB program to map out
 29 the collective behavior of exotic nuclei. FRIB data will span very large isotopic
 30 sequences, often covering several major shells. The proposed experiments will help us
 31 understand how the critical elements of nuclear collective motion -- pairing, all possible
 32 kinds of deformation, vibrations, and associated decays such as fission -- evolve as one

1 alters the neutron-to-proton ratio and the aspects of the effective interaction that this ratio
2 controls.

3 ***Probing neutron skins***

5 It was noted previously that nuclear and electrostatic forces conspire to push the neutron
6 drip line far from the valley of stability. Nuclei with large neutron excesses are known to
7 exhibit distinctive properties, such as the extended neutron densities (see Fig. 2.5) that
8 develop as neutrons occupy weakly bound quantum levels. Such extended neutron halos
9 and skins have consequences for the effective interaction, weakening the coupling of
10 outermost neutrons to the rest of the nucleus. To the extent that our understanding of
11 strongly interacting matter with large neutron excesses is improved, we will also be better
12 equipped to model the exotic neutron-rich environment of neutron stars.

14 One expects to find new collective modes that are a consequence of this extended neutron
15 skin. One of these, a low-energy isovector vibrational mode could alter neutron capture
16 cross sections important to r-process nucleosynthesis. FRIB beam intensities will allow
17 experimenters to study a range of neutron skins several times greater than is currently
18 possible.



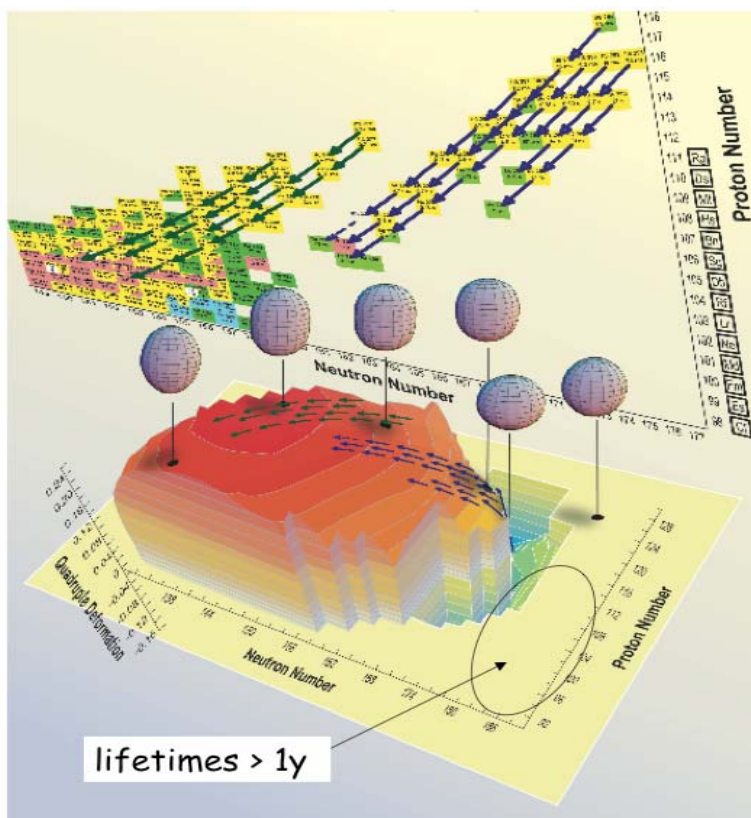
20 Figure 2.5: Left: Calculated densities of protons and neutrons in two extreme nuclei, each with
21 100 nucleons. The top panel shows the proton rich nucleus ¹⁰⁰Sn (Z=50, N=50), the bottom
22 shows the neutron rich nucleus ¹⁰⁰Zn (Z=30, N=70). Note how the neutrons extend much further
23 out in ¹⁰⁰Zn (neutron skin). The small excess of neutrons in the interior of ¹⁰⁰Sn is compensated
24 by the small excess of protons in the surface region. Right: Calculated neutron and proton radii
25 in the even-even tin isotopes. The neutron skin is clearly seen in the neutron-rich nuclei; it gives rise
26 to a neutron radius that is significantly larger than a proton radius. The calculations were done in
27 the framework of density functional theory.

1
2
3
4
5
6
7
8
9
10
11
12
13
14
15
16
17
18
19
20
21
22
23
24
25
26
27
28
29
30
31
32
33
34
35
36
37

Production and properties of super-heavy nuclei

What are the heaviest nuclei that can exist? The elements that are found naturally on earth end with uranium. But others may be synthesized either in the laboratory or during stellar explosions. The question of the heaviest nuclei, particularly ones that might live long enough to be studied, is an intriguing one in nuclear physics. Will FRIB be able to synthesize long-lived super-heavy nuclei and allow experimenters to study their chemistry? Due to their large electrostatic energy, one would naively expect these super-heavy nuclei to be highly unstable and to spontaneously fission. However, quantum mechanics enters here in a dramatic way: individual nucleon orbits in specific nuclear shapes can lead to reductions in energy that can overcome disruptive Coulomb effects, thus binding these nuclei. Theoretical predictions indicate that the short alpha-decay lifetimes (millisecond or less) of known super-heavy nuclei are due to a neutron deficiency, and that more neutron-rich isotopes of the same elements might have very long lifetimes. However, theories disagree in their predictions for the location and extent of the region in (N,Z) where super-heavy nuclei might exist.

FRIB can play a crucial role in identifying such nuclei because the mechanisms by which super-heavy nuclei can be produced in the laboratory have not been thoroughly explored. FRIB provides a range of options for synthesizing super-heavy elements. One can collide two nuclei with summed (N,Z) very near that of a potential super-heavy candidate and look for the requisite fusing. Alternatively, and perhaps more likely of success, is the collision of neutron-rich nuclei. The resulting compound system could decay into the super-heavy ground state via evaporation of the excess neutrons. As an example, no target-projectile combination of stable isotopes will directly lead to the center of the expected region of long lifetimes, thought to be around $Z=112$ and $N=184$ (see Fig. 2.6). Intense beams from FRIB will therefore complement studies of the heaviest nuclei with stable beams in at least two ways. First, in favorable cases, i.e., instances where the intensity of the rare-isotope is large ($^{90,92}\text{Kr}$, $^{90,92}\text{Sr} > 10^{11}$ ions/s), fusion reactions become feasible with reaccelerated beams of high intensity and precise energies. Secondly, there is also interest in exploring the chemistry and atomic physics of the longer-lived elements, in cases where the heavy isotope is produced in sufficient quantity. The atomic and chemical properties of super-heavies are likely to be novel because of the highly relativistic behaviors of the inner-shell electrons which in turn would affect the overall density of states.



1
2 Figure 2.6: Deformations and shapes for the heaviest nuclei calculated in nuclear density
3 functional theory. The $Z=110-113$ alpha-decay chains found at GSI and RIKEN (green arrows) go
4 through prolate shapes (red-orange) while the $Z=114-118$ chains reported at JINR (blue arrows)
5 start in a region of oblate shapes (blue-green).
6
7

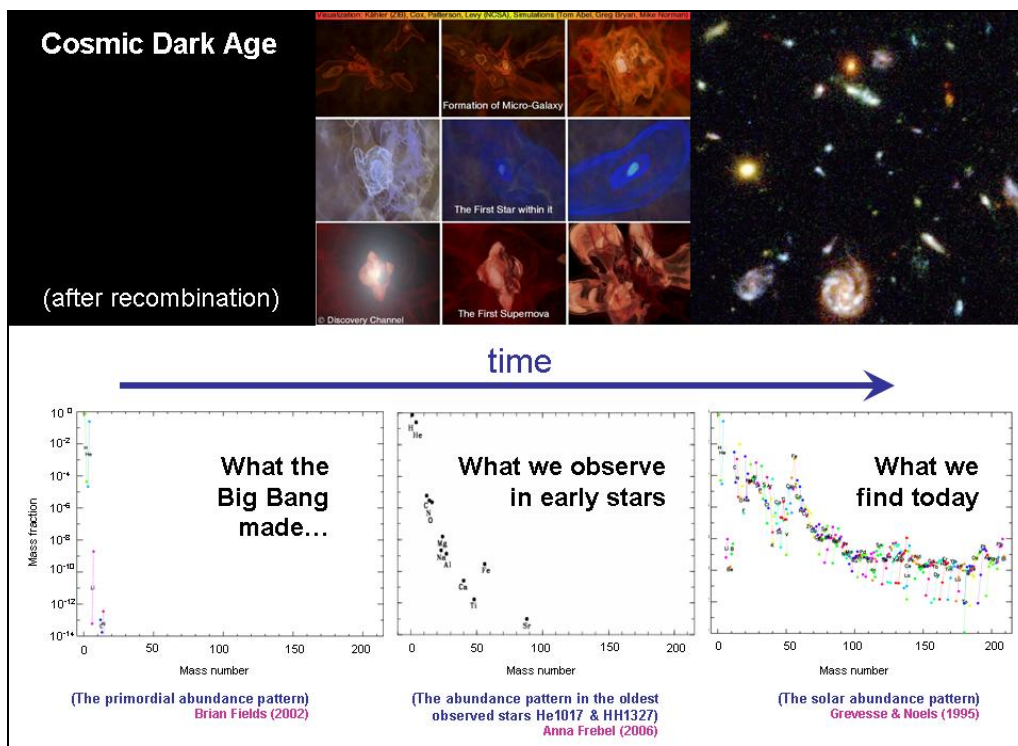
8 **Summary**

9
10 A FRIB would extend research in nuclear structure from the domain of stable or near-
11 stable nuclei familiar in everyday life to nearly the full range of nuclei that exist in
12 nature's most exotic stellar environments. With its access to many new species, FRIB
13 will allow experimentalists to select beams that most readily map out how nuclei change
14 as a function of N , Z , and binding energy.
15

16 FRIB's identified goals include testing the limiting values of N/Z in nuclei, determining
17 properties of neutron skins, and searching for new super-heavy systems at the limits of
18 mass and charge. FRIB, by exploring unknown regions of the nuclear landscape, also has
19 the potential to discover completely unanticipated phenomena in nuclear structure
20 physics.
21
22

23 **2.3. Nuclear Astrophysics**

24



1
2 Figure 2.7. The history of the universe is depicted in this time sequence starting from the Cosmic
3 Dark Ages, displaying the formation of the first galaxies as breeding ground for the first stars
4 developing to first Supernovae, and finally, showing the universe today, as seen by the HUBBLE
5 Deep Field mission. The lower row exhibits correspondingly the results of the nucleosynthesis of
6 elements; from the Big Bang ($A < 12$), through the early star generations ($A < 90$) to what we
7 observe today in our sun ($A < 240$).

8
9
10 The nuclear physics of unstable nuclei is fundamentally important in three astrophysical
11 contexts: determining the abundances of the elements and isotopes produced in stars and
12 stellar explosions; providing energy generation in such environments; and helping to
13 understand the behavior of matter at the extremes of neutron excess found in neutron
14 stars and supernovae. Each of these areas poses robust problems in nuclear physics that
15 have eluded solution for decades.

17 How were the elements from carbon to uranium created?

18
19 The chemical elements and isotopes as we observe them today are produced by nuclear
20 processes from the Big Bang through star generations by a multitude of nuclear burning
21 processes (see Figure 2.7). A complete understanding of the origins of the elements in
22 our universe requires not only mastery of the observed current populations but also a
23 mastery of the plethora of nucleosynthesis processes that haven taken place over time
24 within the different families of stars within the universe.

25
26 The central problem of nucleosynthesis is that the elements found on Earth, the ones
27 stable against weak decay, are only a small fraction of those transiently produced in stars
28 along the reaction chains that create them. Nature frequently chooses paths for making

1 the stable isotopes that pass through the unstable ones. Hence, to date we have been able
2 to study in the laboratory only a small fraction of the isotopes encountered in stars
3 particularly those created in key explosive events. The iron in our blood, for example,
4 was made in supernovae as radioactive ^{56}Ni , a double magic nucleus that is an abundant
5 product of explosive burning whenever the reactants have equal numbers of neutrons and
6 protons. Gamma-rays from the decay of ^{56}Co (the daughter of ^{56}Ni) to iron were detected
7 coming from Supernova 1987A. Similarly, theory predicts that part of potassium was
8 made in supernovae as radioactive calcium, manganese from cobalt, cobalt from copper,
9 and so on. Explosive events - like novae, supernovae, and x-ray bursts - tend to produce
10 unstable nuclei either because they quickly fuse fuels that have equal numbers of
11 neutrons and protons (as in the ^{56}Ni example), or because they provide situations with
12 large abundances of free protons or free neutrons at high temperature. A typical modern
13 calculation of nucleosynthesis in a supernova carries 1500 isotopes (only 10% of which
14 are stable) coupled by about 15,000 possible reactions involving neutrons, protons,
15 α -particles, γ -rays and neutrinos in entrance or exit channels. Such a calculation still
16 does not include the larger set of nuclei and reactions needed to study the r-process (see
17 below). As a result, perhaps the most challenging aspect of a quantitative theory of
18 nucleosynthesis is the sheer volume of data it requires. The rates for most of these
19 reactions are estimates from theory, and many will never be measured, but the most
20 critical ones need to be measured to confirm the predicted reaction patterns and to
21 provide a basis set for calibrating the theory of the rest.

22
23 One area where such a facility could contribute greatly is to our understanding of nucleo-
24 synthesis of heavy elements by the r-, γ -, and rp-processes (see Figure 2.8). Here “r”
25 stands for rapid neutron addition, “rp” for rapid proton addition, and “ γ ” for a series of
26 photodisintegration reactions proceeding through unstable neutron-deficient nuclei. These
27 rapid processes occur in nature when there is a sufficiently large density of free neutrons,
28 gamma-rays, or protons at high temperature. Together, they are responsible for making
29 over half of the isotopes heavier than iron - the r-process making the neutron-rich
30 isotopes; the rp-process making some of the more abundant neutron-deficient ones from
31 mass 60 to 120; and the γ -process making the heavier neutron-deficient nuclei up to $A \sim$
32 200. Each occurs in an explosive environment. The r-process is believed to occur in the
33 matter ejected by a merging binary pair of neutron stars, and in the “wind” blown by
34 neutrinos from the surface of a neutron star when it first forms inside a supernova (the
35 duration is only a few seconds). The rp-process can also occur in that neutrino-powered
36 wind, and additionally is the power source for Type I x-ray bursts on the surfaces of
37 accreting neutron stars. It may also play a role in classical novae. In both the r- and rp-
38 processes, temperatures of 0.5 to 2 billion degrees K and neutron or proton densities of
39 100 to 10^6 gm cm^{-3} drive the composition to the neutron- or proton-drip line, respectively.
40 Production of heavier nuclei depends on the binding energies (which determine the
41 “waiting point”⁵ for a given capture chain), beta decay life times, and cross sections of
42 nuclei so unstable that they are very difficult to produce in the laboratory. The p process
43 happens as the shock wave passes through the heavy element shells of a supernova

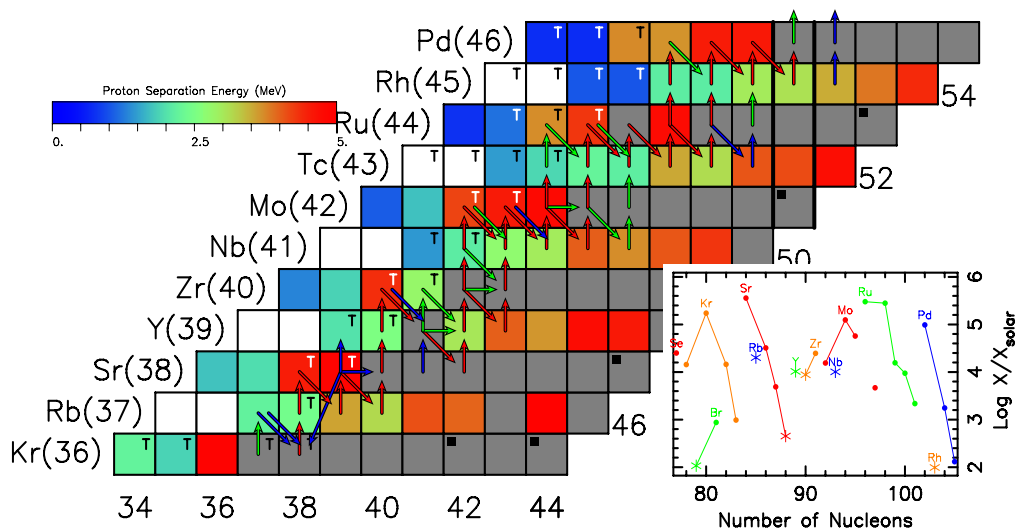
⁵As the nuclei synthesized by the r-process increase in mass, they occasionally reach “waiting-point nuclei” at which further progression is inhibited by either a relatively long half-life or an inability to capture another neutron.

1 raising the temperature to 2 to 3 billion K. Neutrons, protons, and alphas are knocked off
2 of heavy isotopes present in the star since its birth, changing them into a rarer, more
3 neutron-deficient collection of species. Unlike the rp-process, the flows here do not reach
4 the proton drip line, but proceed through unstable heavy nuclei whose neutron separation
5 energies are large, i.e., where (γ,p) and (γ,α) occur at rates comparable to (γ,n) .

6
7 ***Example:*** The primary control points along the r-process path are the nuclei that
8 are thought to possess closed neutron shells ($N=50, 82$ and 126 are the most
9 important). At these points, beta-decay dominates neutron-capture which has been
10 brought to a standstill by photoneutron ejection. The r-process slows down here
11 and produces the prominent abundance peaks seen in observations. Access to
12 these r-process nuclei, their masses and half lives, is essential to the timescale of
13 the entire process. An exotic beam facility will enable measurements of the half-
14 lives of the $N=126$ r-process nuclei - ^{192}Dy , ^{193}Ho , ^{194}Er , ^{195}Tm , and ^{196}Yb , which
15 are, according to current r-process models, the most important bottlenecks. Such
16 lifetime measurements would be feasible with relatively limited intensities,
17 perhaps on the order of 10 particles/sec. Most of the important branchings for
18 beta-delayed neutron emission, and the related nuclear mass measurements, are
19 also within reach. With these measurements astrophysical models will have a
20 solid nuclear physics underpinning to investigate the synthesis of r-process nuclei
21 in the region of the $A\sim 195$ peak and beyond to explain the production of the
22 heaviest nuclei found in nature.

23
24 A rare-isotope beam facility would provide access to the vast majority of the neutron-rich
25 nuclei involved in the r-process for measurements of decay lifetimes, masses, and other
26 properties; all of the essential information for reliable theoretical modeling of r-process
27 nucleosynthesis. In particular, such a facility is needed to access r-process nuclei near the
28 shell closure at neutron number 126. As a major bottleneck in the r-process, this region is
29 an important normalization point for model predictions of the synthesis of heavy r-
30 process elements such as uranium and thorium. Results from an exotic beam accelerator
31 facility, coupled with astrophysical simulations, would constrain temperature, density,
32 timescales, and neutrino fluxes at the r-process site from observations of elemental
33 abundances. This information would in turn help to determine once and for all the sites in
34 nature where the r-process occurs. Using isotope harvesting, an exotic beam accelerator
35 facility could also enable neutron-capture cross-section measurements of long-lived
36 unstable nuclei produced in the s-process. These reactions are used to monitor
37 temperature and convective mixing in the helium shells of asymptotic giant branch stars
38 where most of the heavy isotopes not due to the r-process are made.

39



1
 2 Figure 2.8. Nuclear flows by the rp-process occurring in a proton-rich wind blowing from a
 3 nascent neutron star inside a Type II supernova. A proton excess is created in the wind by
 4 neutrinos charge exchanging on neutrons. Shown are the net nuclear flows from krypton to
 5 palladium that produce rare neutron-deficient nuclei in nature, e.g., ^{96,98}Ru shown in the inset.
 6 Nuclei are color coded according to their proton separation energies, with blue being zero and
 7 green, 2 MeV. The strong red flows, mostly (p, γ) increase the nuclear charge, and (n,p) reactions
 8 bypass the waiting points. Stable nuclei have a small black indicator in the upper left part of the
 9 box. The arrows depicting nuclear flow are color-coded according to the relative rates of reaction
 10 with red being the slowest and blue the fastest.

11
 12 **How is energy generated in stars and stellar explosions?**

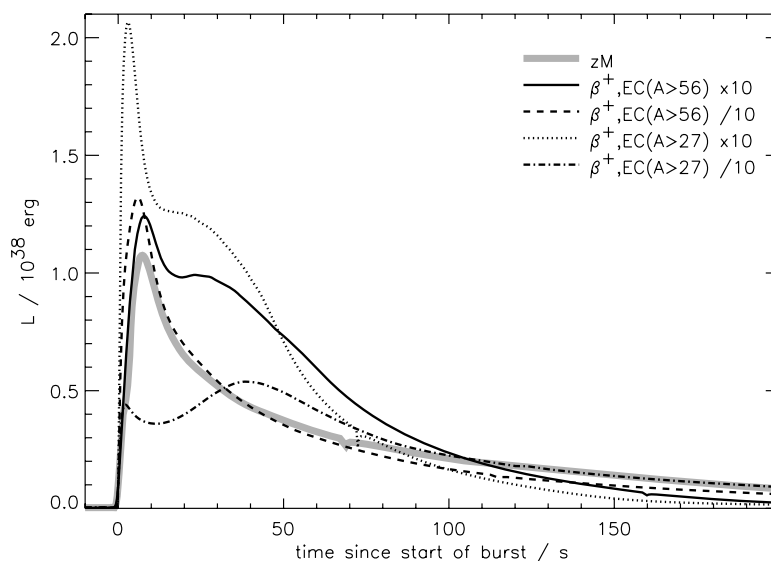
13
 14 Ordinary stars are gravitationally confined thermonuclear reactors, with nuclear reactions
 15 providing the necessary power to keep the star from contracting. Because stars live a long
 16 time, the most important reactions involve stable nuclei, and are not a goal of an exotic
 17 beam accelerator facility.

18
 19 On the other hand, nuclear energy generation in explosive events, especially novae and x-
 20 ray bursts, comes from reactions involving unstable targets. A classical nova is the
 21 consequence of a critical mass of hydrogen and helium piled up on an accreting white
 22 dwarf star and experiencing a nuclear-powered runaway. An x-ray burst is the same thing
 23 with a neutron star substituted for the white dwarf. In both instances, temperatures from
 24 0.3 to 2 billion K are reached in dense hydrogen-rich material (the lower temperature is
 25 more relevant to novae; x-ray bursts are hotter). Energy is initially generated from the
 26 CNO cycle, but as the temperature increases above about 0.5 billion degrees K,
 27 α-capture on unstable oxygen and neon nuclei (¹⁵O and ¹⁸Ne) leads to a break out and an
 28 ensuing chain of proton capture sequences that can go as far as the element tin. These
 29 proton captures, augmented at the highest temperatures by (α,p) reactions, proceed along
 30 the proton-drip line. The rate at which heavier elements are produced depends upon the
 31 binding energies, lifetimes, and cross sections of these very short-lived, proton-rich
 32 nuclei. Energy is generated from a combination of helium burning, hydrogen burning by

1 the CNO cycle and the rapid proton captures on heavies, with proton capture dominating
2 in the x-ray burst case.

3
4 ***Example:*** Certain reactions are more critical than others in our understanding of
5 astrophysical events. The reaction $^{15}\text{O}(\alpha,\gamma)$ results in a breakout of material from
6 the CNO cycle and starts a rapid-proton (rp) process that leads to nucleosynthesis
7 possibly as far as tin. The reaction rate determines the temperature at which
8 breakout occurs triggering the NeNa cycle in novae or the rp-process in x-ray
9 bursts. Within the current range of uncertainty in this reaction breakout for high
10 temperature nova explosions cannot be excluded and the question about the on-
11 site production of the observed Ne abundances cannot be addressed. The
12 predictions of x-ray burst model also depend critically on this particular rate.
13 Recent simulations suggest significant differences in the burst amplitude and
14 sequence depending on the present uncertainties in the rate. *An experimental*
15 *verification of the predicted low energy resonance parameters in the $^{15}\text{O}(\alpha,\gamma)$*
16 *reaction is desperately needed; these parameters can only be measured in the*
17 *laboratory with a rare-isotope facility. The required intensities range from on the*
18 *order of 10^6 - 10^8 particles/sec for alpha scattering measurements to 10^{11} - 10^{12}*
19 *particles/sec for the necessary studies of resonant capture. Both this level of*
20 *intensity and requisite beam quality would be compatible with a next-generation*
21 *facility.*

22
23 It is presently uncertain if novae ever get hot enough for a substantial break out and rp-
24 process, but it definitely occurs in x-ray bursts where the lifetimes and binding energies
25 of proton-rich waiting point nuclei is reflected in the observed light curve (see Figure 2.9).
26 In the most energetic of these, light pressure blows a wind from the neutron star surface,
27 possibly contributing to the nucleosynthesis of some rare-isotopes.



29
30 Figure 2.9. Light curves of a model x-ray burst with varying assumptions about the rate of
31 uncertain weak decays along the path of the rp-process. Advanced experimental data from a
32 FRIB would play a strong role in distinguishing these different models from one another. Each

1 curve assumes a different set of parameters (z_M and different β or EC values index the complex
2 set of assumptions); please see W. Zhang, S.E. Woosley, A. Heger, "The Propagation and
3 Eruption of Relativistic Jets from the Stellar Progenitors of Gamma-Ray Bursts," ApJ 608, 365-
4 377 (2004) for details.

5

6

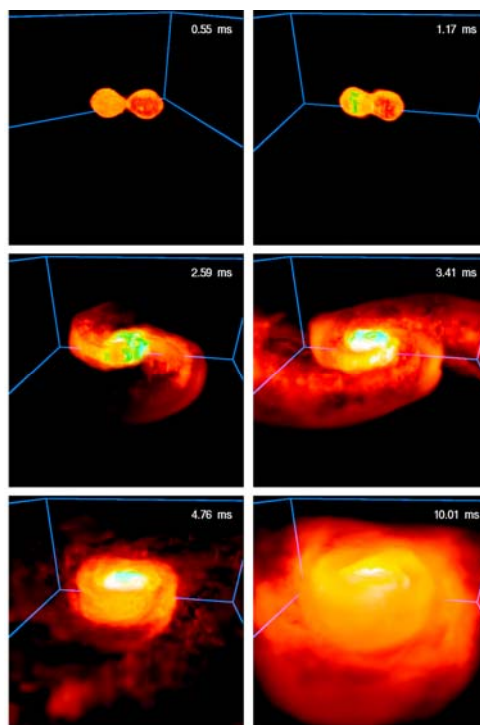
7 **How will an exotic beam accelerator facility help us understand neutron star**
8 **structure, supernovae, and gamma-ray bursts?**

9

10 There are roughly one billion neutron stars in our galaxy, yet their structures and crusts
11 are very poorly understood. Produced in supernovae at the deaths of massive stars,
12 neutron stars are the sites of radio pulsars, x-ray pulsars, and exotic binaries that are
13 laboratories for general relativity. Of particular interest is the physics of the neutron star
14 crust. The properties of neutron-rich nuclei far from stability are important to probing the
15 thermal and electromagnetic characteristics of matter at extreme density. Material
16 accreted onto the neutron star envelope will be buried in layers with increasing density as
17 new material piles on. Electron capture will make the nuclei progressively more neutron-
18 rich. The same thing happens to the ashes of x-ray bursts. Eventually neutron drip occurs
19 at a density $\sim 4 \times 10^{11}$ g/cm³ and internal energy is released, heating the neutron star crust.
20 The timescale and internal energy production depends upon the electron capture rates and
21 the neutrino losses in neutron star crust matter. These electron capture rates can be
22 studied with an exotic beam accelerator facility using charge exchange reactions on the
23 most critical radioactive neutron rich nuclei along the dominant electron capture chains
24 between A=56 and A=104. The measurement of the Gamow-Teller strength distribution
25 will also provide information about the neutron release and the subsequent neutronization
26 of neutron star crust matter.

27

28



1
2 Figure 2.10. 3D simulation of the merger of two neutron stars in a binary system. Such systems
3 have recently been implicated in the generation of a class of gamma-ray bursts called the “short-
4 hard” bursts. Careful simulation and analysis suggest that their ejecta are also rich in the nuclei
5 produced in the r-process.
6

7
8 A neutron star is, in some ways, just a huge stellar-mass-sized nucleus with a very large
9 neutron to proton ratio. Unlike ordinary atomic nuclei, however, gravity is important in
10 confining the nucleons, and the central density in neutron stars is much greater than in
11 ordinary nuclei. New aspects of the nuclear force (and particle physics) come into play. A
12 key uncertainty is the resistance to compression offered by such matter at nuclear and
13 super-nuclear densities. This uncertainty affects the maximum mass of neutron stars, the
14 strength of the initial shock wave in the most common variety of supernovae (those
15 derived from iron-core collapse in massive stars), and the dynamics of neutron star
16 mergers (see Figure 2.10). Most studies of nuclear compressibility are, of necessity,
17 carried out on stable nuclei. For neutron stars, the phases, nuclear masses, electron-
18 capture rates, equation-of-state in the outer crust (which geometrically can be quite large)
19 are not known in the sense that there is little experimental confirmation of the physics
20 inputs in model crusts. With an exotic beam accelerator facility the range of neutron
21 excesses available will be much larger so that the neutron-to-proton ratio dependence of
22 the nuclear equation of state can be determined.
23

24 **Exotic beams: An urgent need of the nuclear astrophysics community**

25
26 The key feature of an exotic beam accelerator facility (such as FRIB) for applications in
27 nuclear astrophysics is its ability to produce high fluxes of unstable nuclei across a broad
28 range of masses and particle separation energies—it is the general-purpose nature of the

1 facility that becomes its primary asset for nuclear astrophysics. Ultimately, one wants to
2 understand the origin of *all* nuclei and then to use that understanding to diagnose stellar
3 explosions and the chemical evolution of galaxies of all sorts. That is, in order to get
4 leverage on the specific problem, scientists need first to sample and then understand the
5 general case. Scientists have worked towards that goal for at least 50 years and have
6 made some progress.

7
8 The vast majority of the elements heavier than helium are made in stars, with supernovae
9 making the majority. The processes of nucleosynthesis have been defined and one or
10 more probable sites exist for each. Models agree qualitatively with the abundances seen
11 in the sun and in stars of varying ages in our Galaxy, but the theory is only as reliable as
12 the nuclear data it employs. Major investments are being made in space and ground-
13 based observations of abundances in all astronomical environments. These measurements
14 are carried out across the spectrum – from gamma-ray lines emitted by nuclear gamma
15 decay in space, to infrared – and in objects nearby and at high redshift. The complexity
16 and realism of numerical simulations on large massively parallel machines is starting to
17 approach the precision of the best and most recent observational data—and comparisons
18 have yielded great insights. To fully pursue these scientific questions, then, an
19 investment parallel to that in the astronomical observational facilities is necessary to
20 expand the nuclear data that is the physical basis for these simulations.

21
22

1 **SIDEBAR: Specific examples of astrophysical processes that a rare-isotope facility**
2 **might illuminate.**

3
4 Astrophysics problems an exotic beam accelerator facility would uniquely address. A
5 strength of an exotic beam accelerator facility is that as these problems are solved and
6 new ones take their place the same machine can address them.

- 7
8
- 9 • Binding energies and lifetimes for nuclei along the path of the r-process
10 responsible for producing the most neutron-rich isotopes from just above iron
11 to the actinides.
 - 12 • Binding energies, lifetimes, and cross sections for (p, γ) and (α ,p) for nuclei
13 from neon to tin along the path of the rp-process.
 - 14 • Cross sections affecting the production of radioactive nuclei that are potential
15 targets for gamma-ray line astronomy – ^{22}Na , ^{26}Al , ^{44}Ti , $^{56,57}\text{Co}$ (made as
16 $^{56,57}\text{Ni}$), and ^{60}Fe .
 - 17 • The rate of the $^{15}\text{O}(\alpha,\gamma)^{19}\text{F}$ and $^{18}\text{Ne}(\alpha,p)^{21}\text{Na}$ reactions which govern the
18 breakout from the CNO cycle and the onset of the rp-process.
 - 19 • Studies of the isospin dependence of the nuclear equation of state for
20 application to neutron stars and supernovae.
 - 21 • Charge exchange reactions on unstable nuclei in the iron group to get the
22 nuclear matrix elements for use in electron capture rates in presupernova stars
23 of all Types.
 - 24 • Proton and α -capture cross sections on heavy proton-rich nuclei up to lead for
25 use in studies of the p-process (or “ γ -process”) which makes the heavy
26 neutron-deficient isotopes above mass 130.
 - 27 • Cross sections for a large variety of nuclear reactions on unstable targets
28 across the entire range of bound nuclei from neon to lead in order to calibrate
29 the parameters of the Hauser-Feshbach and direct-capture theories used to
30 calculate the tens of thousands of reaction rates used in studies of
31 nucleosynthesis. Reactions include (n, γ), (p,n), (p, γ), (α ,p), (α ,n), (α , γ) and
32 their inverses.
 - 33 • Neutron capture cross sections for unstable nuclei along the path of the s-
34 process – the slow neutron capture process responsible for the isotopes above
35 iron that are not made by the r- or p-processes. This will also solidify the
36 accuracy of the s-process abundance distribution derived from these data
37 which provides the calibration for the presently predicted r-process abundance
38 distribution curve.

1

2 **2.4. Fundamental Symmetries**

3

4 Studies of fundamental interactions aim to understand the nature of the most elementary
5 constituents of matter and the interaction forces between them. With the exception of the
6 recent and dramatic discovery that neutrinos have mass most of what has already been
7 learned about elementary particles and interactions is embodied in the Standard Model of
8 particle physics, a framework that has been astonishingly successful, with three decades
9 of experimental tests that supported its predictions with ever-increasing precision.⁶ How
10 much of a change will be required by neutrino mass is not yet understood. Another and
11 perhaps related defect in the Standard Model is that it fails to account for the dominance
12 of matter over antimatter observed in the universe, does not include gravitational
13 interactions, and contains many parameters that must be taken from experiment.
14 Understanding the properties of the universe at a deeper level than the Standard Model is
15 one of the greatest challenges facing science.

16

17 Historically, many features of fundamental interactions have been discovered in nuclear
18 physics experiments. The existence of neutrinos was first proposed by Pauli to explain
19 apparent loss of energy and momentum in nuclear beta decays. The first observation of
20 parity violation came from studies of ⁶⁰Co beta-decays, showing that the laws of physics
21 are not the same if viewed in a mirror. Nuclear experiments have resulted in the first
22 direct detection of neutrinos, the establishment of the vector/axial-vector structure of the
23 weak interactions, the demonstration of mixing between different flavors of neutrinos,
24 and the the establishment of a 2 eV/c² limit on the electron neutrino mass. This limit is
25 presumed to apply to the other neutrinos given the small mass differences observed in the
26 recent nuclear experiments that discovered neutrino oscillations. Experiments exploiting
27 nuclei as laboratories can have the powerful advantage that, with a large range of
28 different isotopes to choose from, a specific isotope can often be selected with unique
29 properties that isolate or amplify important physical effects. For example, recent
30 measurements at TRIUMF and ISOLDE of positron-neutrino correlations in pure Fermi
31 $0^+ \rightarrow 0^+$ β -decays put stringent constraints on a possible scalar contribution to weak
32 interactions, while a measurement of the same correlation in $3/2^+ \rightarrow 3/2^+$ β -decays,
33 recently completed at LBNL, is also sensitive to tensor interactions.

34

35 Among the most striking facts that the Standard Model can not explain is the dominance
36 of matter over anti-matter in the Universe. The leading proposed explanation for this vital
37 fact is that an asymmetry between matter and anti-matter developed as the Universe
38 cooled after the Big Bang due to a violation of time reversal symmetry of physics laws,
39 or, equivalently, a violation of charge-parity (CP) symmetry. While the ingredients
40 necessary for CP violation exist in the Standard Model, the level of CP violation is far too
41 small to account for the observed amount of matter in the Universe. One of the best ways
42 to look for a sufficient source of CP violation is by searching for a permanent electric

⁶For an enhanced discussion of the Standard Model, please see National Research Council,
Revealing the Hidden Nature of Space and Time: Charting the Course for Elementary Particle Physics,
National Academies Press (2006).

1 dipole moment in subatomic particles. Other methods for searching for excess CP
2 violation in the quark sector are also being actively pursued, including major efforts at
3 B-factories at SLAC and KEK. The discovery of neutrino mass opens up the possibility
4 of CP violation for the leptons.

5
6 Most particles (with spin) have a finite magnetic dipole moment in their ground state;
7 these moments have no particular significance for fundamental symmetries. However,
8 the presence of an analogous electric dipole moment (EDM) in their ground state violates
9 time-reversal and CP symmetry and has never been observed. At the level of present
10 experimental sensitivity, an EDM could be a signal of the excess CP violation beyond the
11 Standard Model required to explain the matter-antimatter asymmetry. Many searches for
12 an EDM have been conducted over the years putting extremely tight bounds on its
13 possible size. The absence of an observable EDM played a role in establishing the
14 mechanism of CP violation in the Standard Model involving mixing of the 3 generations
15 of quarks. As a result, the Standard Model predicts negligibly small EDMs, while most
16 extensions of the Standard Model can naturally generate much larger EDMs. Present
17 EDM experiments are already sensitive to existence of new particles with large CP-
18 violation at the TeV scale and place stringent constraints on many theories proposed to
19 explain matter-anti-matter asymmetry of the Universe.⁷

20
21 Existing techniques for laboratory-based EDM searches are beginning to reach their
22 limits, although several new ideas have emerged. One of the most promising methods for
23 expanding the reach of EDM searches is to choose nuclei with special properties that
24 could enhance the effect of CP-violating interactions. A handful of such nuclei have been
25 identified over the years, for example ²²⁹Pa, ²²³Ra, ²²⁵Ra, ²²³Rn. The CP-violating effects
26 are enhanced in these radioactive nuclei because they have a static octupole deformation
27 and closely-spaced levels of opposite parity, increasing the mixing of quantum states due
28 to CP-odd nuclear forces. Such pear-shaped nuclei occur only rarely and only in special
29 regions of the nuclear chart. Several theoretical calculations have confirmed that the size
30 of the EDM (if it exists) is expected to be enhanced in these nuclei compared with ¹⁹⁹Hg,
31 the most sensitive stable nucleus presently used in EDM searches, by a factor of several
32 hundred to several thousand. Developing better estimates of the enhancement factors is
33 an important problem for nuclear-structure physics that will become particularly crucial if
34 a finite EDM is observed.

35
36 EDM searches with radioactive nuclei require development of new experimental
37 techniques. The most promising approach for Ra isotopes is based on recently developed
38 laser cooling and trapping techniques. Just in the last year laser trapping of ²²⁵Ra has been
39 demonstrated at Argonne. For the EDM measurement, the atoms will be cooled and
40 collected in a magneto-optical trap, spin polarized, transferred into an optical dipole trap
41 and placed into a region of high electric field. A permanent EDM would then result in a
42 precession of the nuclear spin proportional to the strength of the electric field. A very
43 different technique is being developed for Rn isotopes at TRIUMF and University of
44 Michigan. It involves collecting Rn atoms in a glass cell where they are polarized by

⁷For further reading, please see M. Pospelov and A. Ritz, "Electric dipole moments as probes of new physics," *Annals Phys.* 318 (2005) 119-169.

1 spin-exchange collisions with optically-pumped alkali atoms and their precession in an
2 electric field is monitored using gamma or beta-decay asymmetry.

3
4 While current EDM searches are very susceptible to various environmental noise sources
5 and often have to contend with significant systematic effects, experiments using
6 radioactive isotopes with large intrinsic sensitivity to CP violation will be much less
7 affected by these problems. Therefore, there is a strong expectation that they will be able
8 to make clean EDM measurements; optimistic forecasts suggest these results might only
9 be limited by the statistical uncertainty determined by the number of available atoms and
10 the integration time. Currently, ^{225}Ra is produced from a radioactive Th source, while
11 ^{223}Rn will be produced with an ISOL target at TRIUMF using a 50 kW proton beam.
12 Present sensitivity projections indicate that EDM experiments with radioactive isotopes
13 can improve on current EDM limits by about 2 order of magnitude using existing sources.
14 As these new experimental techniques for EDM measurements mature, they will need
15 more intense sources to realize their full potential. Existing ISOL targets are limited by
16 thermal effects due to beam heating, but new concepts that can handle higher power
17 beams, such as tilted targets and beam rastering, are being developed. It will also be
18 crucial for EDM experiments that future facilities have multi-user capabilities and allow
19 months-long data collection periods. To assist in advancing this frontier, a FRIB should
20 incorporate these characteristics.

21
22 Searches for new sources of CP violation are just one example of fundamental interaction
23 studies that can be done with radioactive nuclei. Another important interaction that is still
24 poorly understood is the parity-violating interactions that lead to a nuclear spin
25 distribution called an anapole moment. A non-zero anapole moment has been detected so
26 far in only one nucleus, ^{133}Cs , and its size is not consistent with theoretical estimates. The
27 size of parity violation is enhanced in heavy atoms, making it possible to perform anapole
28 measurements on a string of Fr isotopes. Additional such measurements would continue
29 to expand the horizons of parity-violation studies in nuclear matter.

30
31 The interdisciplinary nature of fundamental interaction studies also leads to a significant
32 stimulus for other branches of physics and science. For example, the experimental
33 techniques for EDM and anapole moment measurements come largely from atomic
34 physics, while their results will directly affect theoretical particle physics. New
35 experimental techniques developed for these measurements, such as efficient laser
36 trapping and detection of radioactive atoms, have led to significant improvements in
37 radioactive dating and trace isotope detection.

40 **2.5. Other Scientific Applications**

41
42 Applications of a Facility for Rare-isotope Beams fall into four categories: stockpile
43 stewardship and inertial fusion, medical research, materials science, and advanced fuel
44 development for nuclear power. The chief advantages of FRIB for these applications are
45 very high isotopic production rates (~100x existing facilities), fairly complete N, Z

1 coverage, and high specific activity. For readers who may be unfamiliar with the
2 material and terms covered in this section; we include some explanations in the Glossary
3 (Appendix D).

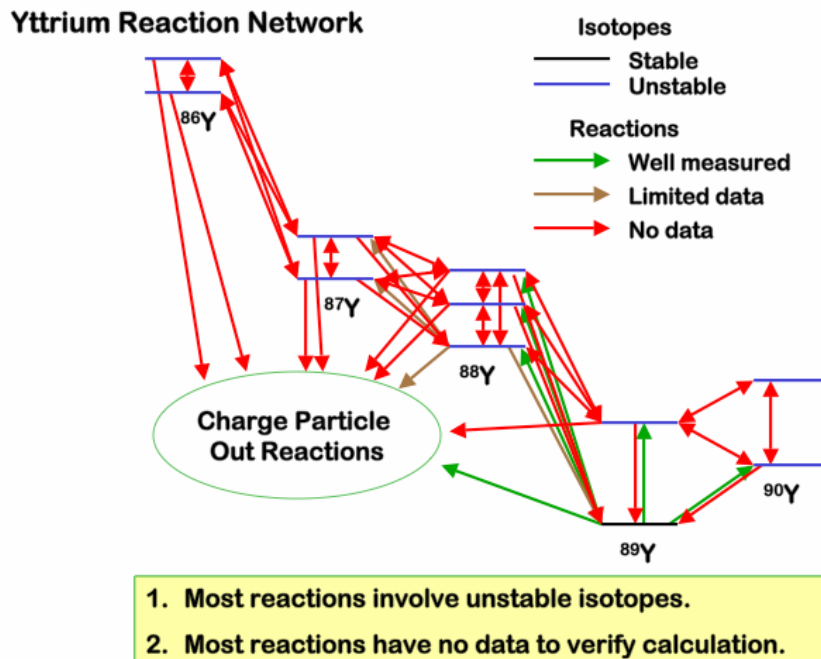
4 5 **Stockpile Stewardship**

6
7 Because the stockpile stewardship program is aimed at maintaining confidence in the US
8 nuclear deterrent without testing, there is greatly increased emphasis on gaining better
9 scientific understanding of all the input information and computational tools used to
10 evaluate the status of the stockpile. In the context of microscopic physics, relevant
11 nuclear data such as cross sections, branching ratios, and transition rates take their place
12 along with other data including radiation opacities and material equations of state in
13 overall detailed assessments of performance uncertainties.⁸ Because of the extreme
14 operating regimes of nuclear weapons, much of the nuclear input originates from
15 theoretical calculations due to the difficulty in carrying out experiments on unstable
16 nuclear species. This situation led to the consideration of the role for advanced facilities
17 such as rare-isotope beam facilities that can give experimental access to this unique
18 regime.⁹

19
20 In the specific arena of the application of nuclear physics to stockpile stewardship and (to
21 some extent) inertial fusion, radiochemical analysis is a powerful tool for evaluating
22 performance. In the analysis of the performance of devices, a wide array of nuclear
23 species have been employed and inferences made from the recovery of samples after
24 nuclear tests. In general, understanding the results required modeling the diverse reaction
25 pathways driven by both neutrons and charged particles spanning an energy spectrum
26 from about 0.1 to 16 MeV. Thus, the required cross sections involve processes such as
27 (n,γ) , (n,n') , and $(n,2n)$ on the ground, excited and isomeric states of stable and
28 radioactive isotopes. The Yttrium neutron reaction network and its charged particle
29 entrance and exit branches shown in Figure 2.11 is a fairly typical example. In addition,
30 fission and fission fragment reactions are an important area of study.

⁸In addition to the question of the accuracy of radiochemical inferences on device performance there are additionally potentially relevant nuclear data uncertainties in basic cross sections such as $D+T\rightarrow\alpha+n$. Here, however, we only discuss those nuclear physics issues addressable by exotic isotope production

⁹A January 10, 2003, memo from NNSA Deputy Director Everet Beckner to Office of Science Director Raymond Orbach stated, "...a future Rare-isotope Accelerator (RIA) will be important to science-based stockpile stewardship.... While the NNSA could not build such a facility to fulfill the needs we have for nuclear data, we will be users with interest in nuclear science as well as in specific data.

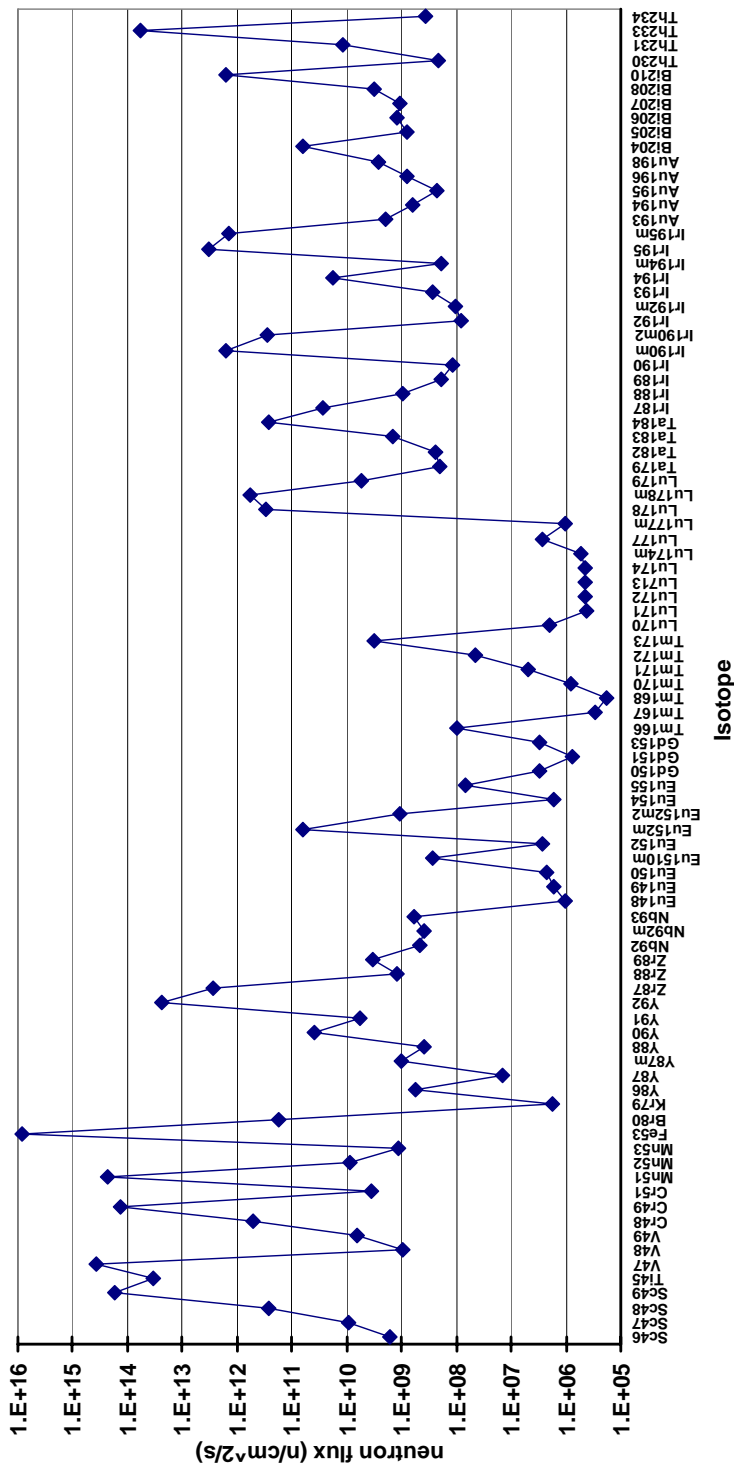


1
2 Figure 2.11. Important examples of neutron induced reactions on isotopes of Yttrium. Proton-
3 number changing charged particle entrance and exit channels (driven for instance by protons or
4 alphas) of importance to nuclear kinetics are also shown. The indicated charge-particle-out
5 reactions are sets of nuclear reactions which alter the number of protons in the nuclei; in order to
6 conserve electric charge, an electrically charged particle is emitted.. Courtesy of M. Stoyer,
7 Lawrence Livermore National Laboratory.

8
9
10 All of this is analogous to the r process, except that (n, 2n) is absent because the incident
11 neutron energy is too low. As in astrophysics, high leverage kinetic paths have been
12 identified and are the subject of many investigations.

13
14 As most of the needed cross sections have not been measured, statistical reaction models
15 such as that of W. Hauser and H. Feshbach are applied. Such statistical models require
16 parameterized nuclear level densities, angular momenta, and values for the compound
17 state pre-equilibration cross sections, adding further uncertainty. These
18 parameterizations are typically obtained by fitting existing experimental data on stable
19 species. Importantly, in many cases where the direct cross section cannot be measured, it
20 is also possible to apply a variant of the compound nucleus ansatz using inverse
21 kinematics on related reactions (known as surrogates), thereby allowing experimental
22 tests of key cross sections. The surrogate method is useful both in cases where the target
23 lifetime is too short for practical scattering experiments or a neutron scattering source is
24 unavailable.

25



1
 2 Figure 2.12. Required neutron flux for activation measurements on radiochemistry isotopes
 3 produced at 400 MeV/A driver, 100kW machine according to ANL estimates for RIA. Each entry
 4 on the horizontal axis is a different isotope, labeled with its chemical symbol and the number of
 5 total nucleons in it. The "m" that follows some of the isotopes is the standard nuclear-physics
 6 notation for an isomer. Isomers are excited states of an isotope with a significant long half life. If
 7 a number follows the "m," then the isotope has more than one isomer with the numbers going in
 8 order of increasing excitation energy. Isotopes listed without the "m" are in the ground state.
 9 (Courtesy Larry Ahle, LLNL.)

1
2
3 A facility capable of isotope production rates significantly greater than presently
4 available can improve this situation in two powerful ways. First, rare-isotope
5 experiments can directly measure cross sections on important radioactive species and also
6 pin down the needed parameters in compound nucleus calculations directly on actual
7 nuclei of interest. Second, in the event that a suitable neutron scattering source is not
8 available, it will still be possible to extend the surrogate method over a wider range of the
9 relevant (N,Z) space by examining appropriate inverse reactions on unstable species. The
10 main leverage of a high flux exotic beams experimental program is likely the ability to
11 pin down a large fraction of the steps in an important network (such as the Y network and
12 its charged particle feeders) as distinct from a few measurements on a handful of nuclei.

13
14 Real improvement in the knowledge of relevant cross sections would rely on
15 complementary aspects of both the proposed ISOL and fragmentation options. The main
16 issues are the production and harvesting rate of sufficient isotopes in competition with
17 their decay, and the purity of the collected samples

18
19 Because the stockpile stewardship reaction sets are similar to those needed to study s-,
20 and r- processes, a parasitic collection scheme for radio-chemically relevant isotopes,
21 running in parallel to basic science experiments is in order. As was indicated above, the
22 addition of a mono-energetic, tunable, intense neutron source covering the full energy
23 range would be very useful to study the wide variety of (n,x) reactions on the exotic
24 species created at FRIB. The utility of such a neutron source depends on production rates,
25 target isotope decay times, and the development of both activation analysis and prompt
26 diagnostics (Figure 2.12). From the low energy (~ 50 keV) (n, γ) reactions to the higher
27 energy (n,xn) reactions unique to stewardship ($\geq 3 - 4$ MeV), with generic neutron partial
28 (channel specific) cross sections from .1 to 1 barn, both high fluences and pure samples
29 are necessary to suppress background. Therefore, for radiochemistry, in contrast to r
30 process astrophysics, effective experimentation requires high-purity samples relatively
31 near the valley of stability. A neutron source would also be very valuable for s and r
32 process studies.

33
34 Turning to inertial fusion, radiochemistry is applicable to the determination of the
35 density-radius product of capsules at maximum compression.¹⁰ These parameters are
36 inferred from the flux and range of charged particles and neutrons that are made in
37 thermonuclear reactions and react on tracer nuclei placed in the capsule. Because the
38 overall level of radiochemical activation is an integrated function of the entire capsule's
39 time history, better knowledge of the cross sections will help disentangle the details of
40 the capsule implosion, subsequent ignition and run-away burn.

41

¹⁰For additional information, please see E. M. Campbell et. al. Appl. Phys. Lett, 36 (1980), p 965. ; S. Lane et. al. Rev. Sci. Inst. 61 (1990), p.3298.; M. A. Stoyer et. al. "The OMEGA Gas Sampling System and Radiochemical Diagnostics for NIF," BAPS, 42 annual meeting of the Division of Plasma Physics, Long Beach, 2001.

1 Significantly, a FRIB's greatest impact on the broad national security arena might be
2 through the reinvigoration of low energy nuclear physics. At present, while stockpile
3 stewardship has a continuing need for people conversant with the phenomenology of
4 nuclear physics, homeland security's nuclear physics and nuclear chemistry needs are
5 rapidly growing. The anticipated homeland-security-funded activities could absorb all of
6 the nuclear chemists and many of the nuclear physicists trained in the United States.
7 Unless there is an increase in the number of nuclear physicists, perhaps spurred by a new
8 U.S. initiative in low-energy nuclear physics, there is likely to be a surge in unfulfilled
9 demand before 2010 in the number of such applied scientists and engineers.¹¹

11 **Medical and Biological Research Applications of Radionuclides**

13 The applications of radio-nuclides to the medical sciences and biological research fall
14 into the overlapping categories of imaging, targeted therapy, and radiotracers. In each of
15 these areas, radio-nuclides offer the capability of imaging local conditions as a function
16 of metabolism as well as delivering site-specific therapies.¹² The committee herein
17 discusses some of the broader impacts of rare-isotope science; it should be noted a U.S.
18 FRIB would not serve as a primary element of medical research; rather, a FRIB might
19 advance the science of rare-isotopes and that, in turn, could have implications for clinical
20 practices.

22 All three applications share the characteristic of requiring isotopes with short lifetimes (<
23 1 days). This is because one wants the tracer/radiopharmaceutical to result in a low
24 integrated dose to the patient, match the lifetime to the metabolic uptake under study, and
25 minimize hazardous waste. Also, rapid turn around serial diagnostic tests of patients
26 require short tracer lifetimes. As with other applications of short-lived radio-nuclides,
27 chemically specific in situ probes, local, high specific activity is also desired, as it leads
28 to the highest site-specific dose.

30 In contrast to medical imaging done with collimated, externally defined sources as in
31 CAT scanning, imaging with radioactive species can track the local rate of metabolism or
32 biological function. Examples of the latter are PET (positron emission tomography) and
33 SPECT (single photon emission computed tomography). Typical isotopes applied to
34 these methods are respectively ¹¹C (T_{1/2} ~ 20.4 minutes) for PET, and ^{99m}Tc (T_{1/2} ~ 6
35 hours) for SPECT. The very short lifetimes of the PET nuclei require on site accelerator
36 production, while the SPECT mainstay ^{99m}Tc is primarily made via reactor-produced
37 ⁹⁹Mo (T_{1/2} ~ 66 hours).

¹¹This estimate is supported in an unpublished paper from Lawrence Livermore National Laboratory. See also a recent study by the nuclear energy industry that projected great difficulty in replacing the expecting retirement of more than 23,000 skilled workers in the next decade (available online at URL <http://www.nei.org/index.asp?catnum=3&catid=1295>). See additional discussion in Chapter 4.

¹²For further reading, please see T. J. Ruth and D. J. Schlyer, "The Uses of Accelerator Produced Radioisotopes," Chapter 2, Review of the Applications of Isotopes in Medicine and Biology, to be published; or N. Oriuchi et. Al., "Current Status of Cancer Therapy with Radio-labeled Monoclonal Antibodies," *Annals of Nuclear Medicine*, vol. 19, (2005), 355-365.

1 These examples also typify the tradeoffs between reactor and accelerator production of
2 medical isotopes. Reactors are applied to produce radioisotopes either by (n, γ) reactions
3 in target cells, or the harvesting of fission fragments. Their advantages of low cost and
4 parasitic collection are weighed against several disadvantages. These include:
5 contamination of samples with multiple isotopes of the same element resulting in low
6 specific activity, lifetime limitations on the distance to the point of application, and the
7 inability to make some isotopes. In contrast, accelerators have long offered the
8 possibility of using charged particle reactions to drive production, and the applicability of
9 in flight product filtering to produce high specific activities. The main drawbacks of
10 accelerator production are high cost and low overall production rates. Of course, one
11 should not assume that FRIB will produce isotopes at a commercially viable level but it
12 certainly can produce specific activities that readily allow useful research on applied
13 topics. For instance, a recent experiment in Europe using a novel radioisotope produced
14 at the CERN ISOLDE facility showed significant enhancement in cancer-drug
15 effectiveness; please see Appendix E for details.

16
17 Moving to radiopharmaceutical therapy, there are a variety of radioactive ‘scalpels’ in
18 various stages of development. Beginning with Goldenberg’s original work in 1978, the
19 basic idea is to attach appropriate radionuclides to compounds that are preferentially
20 taken up at the target site (e.g. localized lymphoma cells), and emit decay products (α , β ,
21 Auger electron) with appropriate specific activities and range/energy loss characteristics
22 for the type of diseased tissue in question.

23
24 As with other applications, the main advantages of the proposed facility for rare-isotope
25 beams for both imaging and radiopharmaceuticals are both the very high isotopic
26 production rates (estimated at ~ 10 times greater than ISOLDE or TRIUMF) at high
27 specific activity and complete coverage of almost all candidate nuclei. Given the
28 enormous production rates, parasitic harvesting of appropriate radioisotopes may be
29 attractive.

30
31

32 **Materials Science Applications of Radionuclides**

33

34 Generally speaking, rare-isotopes have broad applications in condensed matter and
35 materials science as low density, very high signal to noise in situ detectors of local atomic
36 environments. Radioactive isotopes offer the synergistic virtues of chemical specificity
37 with the emission of decay products (γ , β) whose angular and spectral content can carry a
38 faithful imprint of local field gradients and crystalline anisotropy. Examples include:
39 varieties of photoluminescence of implanted ions, perturbed angular correlation gamma
40 decays (PAC), Mössbauer spectroscopy, β -NMR (see Glossary), and electron (β)
41 channeling.¹³ Radioactive probes can give many orders of magnitude improvement over
42 conventional probes in detectable defect or impurity densities.

43

¹³D. Forkel-Wirth, “Exploring Solid State Physics Properties with Radioactive Isotopes,” Rep. Prog. Phys., 62, (1999), 527-597.

1 In several respects, β -NMR exemplifies the development of this field and the key role of
2 very high specific activity beams. It is natural to compare β -NMR with the established
3 technique of muon-spin-resonance (μ SR). Both offer as much as 10 orders of magnitude
4 improved signal over conventional NMR, through the combination of high polarization
5 and β decay anisotropy. They therefore can probe ‘rare’ structures, such as
6 superconducting vortices, local magnetic relaxation, and behaviors at nanostructure
7 material interfaces. However, unlike muons, which are produced well polarized, in β -
8 NMR one usually needs to produce high purity beams of the requisite nuclei, then
9 polarize and implant them. This has only recently been possible with the ISOL method,
10 and has now been successfully implemented at TRIUMF.¹⁴ β -NMR has the advantage
11 over μ SR with much higher intensities of implantable ions and the nuclei have much
12 longer lifetimes.

13

14 The study of semiconductors is another key application of radio-nuclides, where their
15 potential for detecting low density crystalline defects, impurities, and weak doping
16 gradients, is proving very important in the development of higher performance materials.
17 Currently, the great potential for material science of radioactive probes is limited by the
18 current capacity to produce pure isotopes. There is, potentially, a very large material
19 science user community for these applications. Other key issues are the polarization of
20 the beam—it must be quite high—and the intensity requirements of 10^6 /sec; the latter is
21 not as challenging as the need for availability of significant beamtime. Typical
22 experiments require systematic studies of many samples as a function of temperature,
23 magnetic fields, pressure, and so on and do not benefit from higher intensities. Hence, a
24 new facility for rare-isotope beams would be of great value for these applications if it
25 meets certain requirements for multi-user capabilities and offers long run times.

26

27 **Exotic Beam Applications to Advanced Reactor Fuel Cycles for Transmutation of** 28 **Waste**

29

30 Transmutation of waste as a key part of future nuclear power fuel cycles is an active area
31 of study in the U.S., Japan, Western Europe, Russia, India, and China. Given the likely
32 future growth of fission power, ideas such as fast neutron reactors and accelerator
33 transformation of waste (ATW) for the mitigation of long-lived radioactive waste will
34 certainly be investigated with much greater urgency. Both fast neutron reactors and
35 ATW use high-energy neutrons to either burn or irradiate waste, thereby favoring fission
36 over (n,γ) processes causing the net destruction of unwanted actinides. In order to
37 accomplish this goal, however, a wide variety of neutron cross sections, including many
38 on unstable neutron rich isotopes are required for the improved designs of the detailed
39 operating regime, determining the required levels of isotopic separation and purity.
40 Many of the required cross sections could be measured at a rare-isotope facility in a
41 manner analogous to stockpile stewardship and astrophysics, either by direct neutron
42 reactions (if available), or by application of the surrogate method. For an application

¹⁴For further reading, please see Z. Salman, R.F. Keifl, K.H. Chow, M.D. Hossain, T.A. Keeler, S.R. Kreitzman, C.D.P. Levy, R.I. Miller, T.J. Parolin, M.R. Pearson, H. Saadaoui, J.D. Schultz, M. Smadella, D. Wang, W.A. MacFarlane, “Near-Surface Structural Phase Transition of SrTiO₃ Studied with Zero-Field β -Detected Nuclear Spin Relaxation and Resonance,” Phys. Rev. Lett. 96, 147601 (2006).

1 such as this one, the utility of a rare-isotope facility is not in its production of highly
2 exotic nuclei but in the large volume production of isotopes from which high precision
3 cross-sections can be extracted.
4
5

1
2

CHAPTER 3

3 **Rare-Isotope Beams in the United States and Abroad**

4

5 The previous two chapters have presented the background and scientific opportunities
6 associated with the research at a rare-isotope facility. This chapter presents the existing
7 and near term capabilities in the three regions of the world including the Americas,
8 Europe, and Asia. The existing facilities in the United States and Canada are described in
9 some detail followed by a description of major facilities to come on line in Japan,
10 Germany, and France (see Appendix C for a broader survey of global activity). The role
11 of these facilities in addressing the science drivers presented in Chapter 2 is presented.
12 This frames the background for the discussion of the projected US-FRIB facility, its
13 origins and the associated technical developments that make such a facility possible.
14
15

16 **3.1. Existing Rare-Isotope Facilities in the Americas**

17

18 **United States: Selected Facilities**

19

20 At present the United States has world-leading capabilities in the study of exotic nuclei
21 and an active research community currently performing experiments with exotic beams
22 here and elsewhere in the world. Appendix C contains a table listing most of the
23 operating and planned rare-isotope beam facilities in the world.
24

25 The two major U.S. facilities running dedicated user programs primarily in exotic beams
26 are:

27

- 28 • National Superconducting Cyclotron Laboratory (NSCL) located at Michigan
29 State University, and
- 30 • Holifield Radioactive Ion Beam Facility (HRIBF) located at Oak Ridge National
31 Laboratory, Tennessee.

32

33 Other laboratories have capabilities to provide exotic beams, ATLAS at the Argonne
34 National Laboratory, the Cyclotron Laboratory at Texas A&M University, the 88-inch
35 Cyclotron Lab at Lawrence Berkeley National Laboratory, and the TWINSOL facility at
36 the University of Notre Dame. The ATLAS facility and the Texas A&M laboratory are
37 planning major upgrades of their exotic beam capabilities, as described below. The
38 current U.S. program is world leading, with the highest intensity fast exotic beams
39 available at the NSCL and a unique set of beams from actinide targets at HRIBF. The
40 size of the U.S. rare-isotope science community is approximately 600 researchers and
41 approximately 150 graduate students. In addition, about 100 users from the international
42 community come to the United States each year to conduct experiments at these facilities.

1
2 The **NSCL** at MSU provides approximately 4000 hours of exotic fast-beams experiments
3 per year. The facility is currently able to produce the most intense fast beams worldwide
4 of exotic isotopes by use of two coupled superconducting cyclotrons and the A1900
5 fragment separator. Beams of between 20 and 200 MeV/A are available for experiments.
6 In the initial few years of operation, over 100 different secondary beams have been used
7 for experiments. Key experimental equipment includes the superconducting high-
8 resolving power, large solid angle S800 magnetic spectrograph. This device is used in
9 approximately 60% of all experiments. Other equipment includes the highly segmented
10 germanium array SEGA, a sweeper magnet plus neutron wall system for measuring
11 neutron unbound states, a large area silicon array HIRA, a gas stopping and Penning trap
12 system for precision measurements of short-lived nuclei. Near term upgrades include the
13 addition of a RF separator for purification of proton-rich nuclei, gamma-ray tracking
14 using the SEGA array, and an improved gas stopping system based on a cyclical system.
15 In the medium term, plans are being developed to add post-acceleration and to develop a
16 modest program of reaccelerated beams. Ion beam intensities of up to $10^8/s$ will be
17 possible for many species.

18
19 **HRIBF** at ORNL employs the ISOL method to produce radioactive ion beams using the
20 Oak Ridge Isochronous Cyclotron (ORIC) as the production accelerator and a 25 MV
21 tandem van de Graaf as the post accelerator. During the three years prior to 2006,
22 HRIBF, operating on a 5 day per week schedule, provided an average of 1600 hours of
23 rare-isotope beams. A facility upgrade project that will be completed in mid 2009 will
24 expand the exotic-beam capacity by more than 50 percent. HRIBF has demonstrated the
25 ability to accelerate approximately 175 radioactive isotopes including 140 neutron-rich
26 species; more than 50 of these, including ^{132}Sn , are available at intensities of $10^6/s$ or
27 greater. The post-accelerated neutron-rich beams are unique worldwide. The tandem
28 post-accelerator produces high-quality beams with energies up to 10 MeV/A at $A\sim 40$ and
29 5 MeV/A at $A\sim 130$. Experimental equipment includes the Recoil Mass Separator, which
30 is used primarily for nuclear structure studies and is equipped at the target position with
31 the CLARION Ge detector array, near 4π charged-particle arrays, and neutron detectors
32 along with a variety of specialized detector systems at the focal plane for decay studies.
33 The astrophysics end-station is based on the Daresbury Recoil Separator, which is
34 optimized for very asymmetric capture reactions, and is equipped with highly segmented
35 charged particle arrays and high density gas targets. Other equipment includes a novel
36 setup for very low rate evaporation residue and fission reaction studies, a split-pole
37 spectrograph, and a facility for un-accelerated beam studies. A three-year project, *The*
38 *Injector for Radioactive Ions Species 2 (IRIS2)* began in 2006 and will incorporate the
39 newly completed High Power Target Laboratory into the HRIBF as a second ISOL
40 production station with functionality substantially exceeding the present facility (IRIS1).
41 IRIS2 will provide critical redundancy in ISOL production, substantially improving the
42 efficiency and reliability of HRIBF. A program of improvements of the capability and
43 reliability of ORIC is also underway, including installation of an axial injection system to
44 replace the existing internal ion source.

45

1 Roughly 1000 hours/year (15-20%) of the beam time available at **ATLAS** at ANL
2 involve the use of a radioactive beam. At the facility, exotic beams can be produced with
3 two distinct approaches: the two-accelerator method and the in-flight technique.
4 Examples of beams produced with the two-accelerator method are long-lived ^{44}Ti and
5 ^{56}Ni , which have been provided to experiments with intensities of 5×10^5 - 6×10^6 ions/s
6 and beam energies up to 15 MeV/A. In the in-flight technique, the desired radioactive
7 isotope is usually characterized by a much shorter half-life. It is produced by sending a
8 primary, stable beam through a gas cell where the secondary beam is produced through a
9 direct nuclear reaction. Thus far a number of short-lived beams have been used in
10 experiments. Examples include ^6He , ^8B , ^{12}B , ^{11}C , ^{20}Na , and ^{37}K . In the near future, further
11 purification of the secondary beam will occur through the addition of a RF beam sweeper.
12 The facility is equipped with state-of-the-art instrumentation including two Penning traps,
13 an atom trap, a split pole spectrograph and a Fragment Mass Analyzer. ATLAS is also
14 current home of Gammasphere, the national gamma-ray facility. A major advance in rare-
15 isotope capabilities at ANL will be the Californium Rare-isotope Beam Upgrade
16 (CARIBU), where a new source will be installed to provide beams of short-lived neutron-
17 rich isotopes. The technique follows the gas catcher concept developed for RIA; it will
18 provide accelerated neutron-rich beams with intensities up to 7×10^5 /s. Specifically,
19 CARIBU will provide beams of a few hundred nuclei between $Z=34(\text{Se})$ and $Z=64(\text{Gd})$,
20 many of which cannot be extracted readily from ISOL type sources. In addition, it will
21 make available reaccelerated beams at energies up to 10-12 MeV/A, that are difficult to
22 reach at other facilities.

23
24 The in-flight technique described above was developed early at the **University of Notre**
25 **Dame's Nuclear Structure Laboratory**, where it continues to be used extensively. In
26 this case, primary beams from an FN Tandem are used to produce the rare-isotopes of
27 interest through nuclear reactions. These isotopes are subsequently focused onto a target
28 by TWINSOL, a set of two superconducting solenoids. Thus far, beams of ^6He , ^7Be , ^8Li ,
29 ^8B , ^{12}B , ^{10}Be , ^{12}N , ^{18}Ne , and ^{18}F have been produced at energies typically of the order of
30 2-5 MeV/A and intensities of 10^5 - 10^7 ions/s.

31
32 The **Cyclotron Institute at Texas A&M University** has, for some time, employed
33 heavy-ion beams from the K500 cyclotron along with the MARS recoil separator to
34 produce exotic beams using the in-flight method. A project is now underway to add a
35 versatile re-accelerated exotic beam capability. A key element of the project is the re-
36 activation of the mothballed K150 cyclotron for use as a production accelerator.
37 Radioactive species produced by beams from the K150 will be stopped as 1^+ ions in He
38 gas cells, formed into a beam by rf ion guides, transported to a charge breeding ECR ion
39 source, and finally post accelerated in the K500. Several gas-stopping ion guide
40 configurations are planned with layout and geometry tailored to the production reaction.
41 Initial effort will center on production by light-ion (p, d, α) reactions, and will employ a
42 configuration based on the existing IGISOL system at Jyväskylä (Finland). First re-
43 accelerated beam is expected in 2009. A broader range of rare-isotopes, including
44 neutron-rich species, will be available once a second configuration appropriate for use
45 with various heavy-ion production reactions is operational (~2011). This configuration
46 will include a large-bore superconducting solenoid as a first-stage collector and a gas cell

1 based on the ANL design. Beam intensities up to $\sim 5 \times 10^5$ particles/sec are expected in
2 favorable cases, and re-accelerated beams with energies in the range 2 to 70 MeV/A will
3 be available.

4
5 Complementary to these efforts using exotic beams, a number of facilities for stable
6 beams (including a major portion of the ATLAS program at ANL, as well as LBNL,
7 Florida State, Notre Dame, TUNL, U. Washington, and Yale) operate extensive programs
8 in nuclear structure and astrophysics. Naturally, beam intensities at these facilities are, in
9 general, much larger than those with exotic beams, allowing a more detailed investigation
10 of the nuclei available for study. The technique of inverse kinematics, developed out of
11 necessity for exotic beam experiments, has been found to have many advantages in some
12 stable beam experiments as well. The interplay between exotic and stable beam research
13 runs deep and questions raised with one approach are often further attacked in the other.
14 Maintaining these complementary capabilities is very desirable.

16 **Canada: ISAC at TRIUMF**

17
18 TRIUMF, located in Vancouver BC is Canada's national laboratory for accelerator-based
19 science. Traditionally it has provided a sizable contingent of U.S. scientists an
20 opportunity to carry out research. The epicenter of the TRIUMF facility is a high-
21 intensity 500 MeV H⁻ Cyclotron; a proven reliable source of simultaneously-extracted,
22 high-intensity, proton beams. The ISAC user community numbers a few hundred; about
23 20% of the researchers come from the United States.

24
25 ISAC (Isotope Separator and ACcelerator), an advanced ISOL (On Line Isotope
26 Separator) type facility, is one of the major facilities receiving beam from the cyclotron
27 (see Figure 3.1). The target area is shielded to permit delivery of a 100 μ A-500 MeV (50
28 kW) proton beam onto an ISOL target. All isotopes with an $A/q \leq 30$ can be accelerated
29 in a CW- RFQ (radio frequency quadrupole linac) from 2 keV/A, at injection, to 150
30 keV/A at exit. A subsequent DTL (Drift Tube Linac) allows the energy of the ion beam
31 to be continuously varied from the initial 0.15 MeV/A to 2 MeV/A and transported to any
32 one of the three experimental stations in ISAC I (the first phase of ISAC). With the
33 installation of a charge state booster in 2007, essentially all exotic isotopes ionized in
34 ISAC could be accelerated. In 2006, a superconducting linac has been commissioned
35 that brings the beam to a new experimental hall (ISAC II). Initially ISAC will begin
36 operation at an energy of 4.3 MeV/A (6.1 MeV/A, ¹²C, $A/q = 4$, has been commissioned).
37 Additional accelerating structures are being built that will increase the final energy up to
38 a nominal 6.5 MeV/A for $A \leq 150$ by 2010.

39
40 A proposal has been developed to take advantage of the unique capabilities of the
41 cyclotron to independently provide simultaneous high-current beams for multiple beam
42 lines. In this proposal a second high-intensity proton beam line would be constructed to
43 bring a second beam to ISAC. This proposed facility would then provide a unique
44 testing facility for high power targets and ion sources. This concept potentially also

1 permits simultaneous acceleration of different isotopes from separate targets for
2 experiments.

3
4 In addition to a complement of general purpose experimental equipment, some of the
5 specialized experimental equipment associated with the different beams at ISAC is listed
6 below

7 **For the low energy unaccelerated beams (≤ 60 keV),**

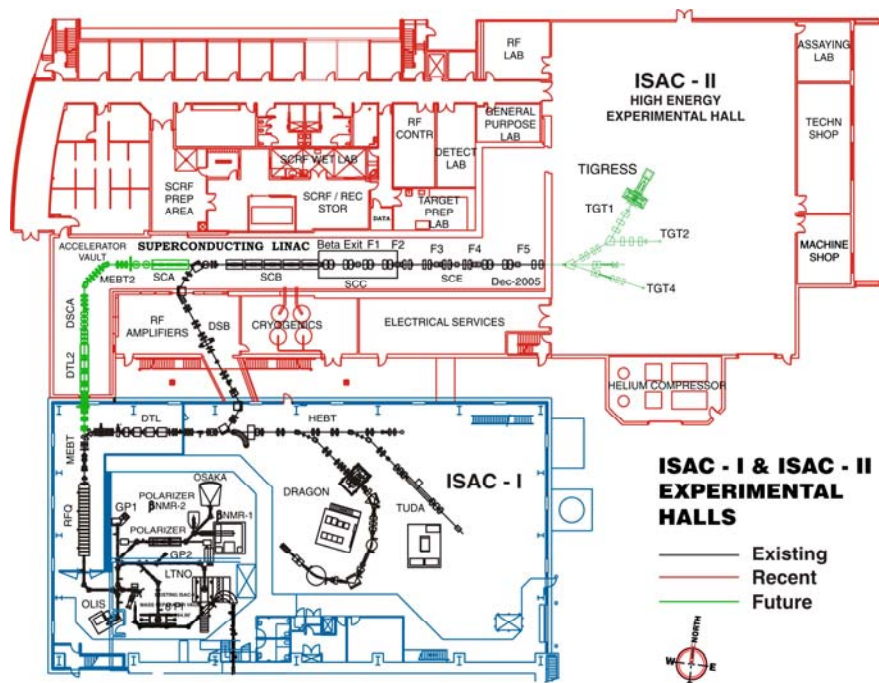
- 8
9
 - 10 • TRINAT (TRIUMF Neutral Atom Trap), a magneto-optical atom trap for
11 precision tests of the electro-weak standard model.
 - 12 • TITAN (TRIUMF Ion Trap for Atomic and Nuclear science), a facility optimized
13 for high precision mass measurements of short-lived nuclei scheduled to begin
14 operation in the fall of 2006.

15 **For the accelerated beams in the ISAC I experimental hall,**

- 16
17
 - 18 • DRAGON (Detector of Recoils And Gammas Of Nuclear Reactions), a recoil
19 mass separator and associated windowless gas target built to measure the rates of
20 proton and alpha radiative capture reactions,
 - 21 • TUDA (TRIUMF UK Detector Array), an array of double sided silicon strip
22 detectors located in a general reaction chamber designed to study resonant
23 reactions complementary to DRAGON and transfer reactions associated with
24 explosive hydrogen and helium burning.
 - 25 • A general purpose experimental location.

26 **For accelerated beams in the ISAC II experimental hall**

- 27
28
 - 29 • A versatile high-efficiency gamma-ray detector array, TIGRESS (TRUMF-ISAC
30 Gamma Ray Escape Suppressed Spectrometer), consisting of 12 'clover-type',
31 segmented, hyper-pure germanium detectors.
 - 32 • EMMA (Electro-Magnetic Mass Analyzer), recoil mass spectrometer to detect; a)
33 the exotic heavy products of fusion-evaporation reactions, b) elastic and inelastic
34 scattering and c) transfer reactions in inverse kinematics. This facility should be
35 available for experiments in 2010.
 - 36 • A general purpose facility which will first be used in 2006 with the MAYA
37 detector (on loan from GANIL) with an accelerated ^{11}Li beam.



1
2 Figure 3.1: Layout of the accelerators and experimental stations in the ISAC facility.
3
4

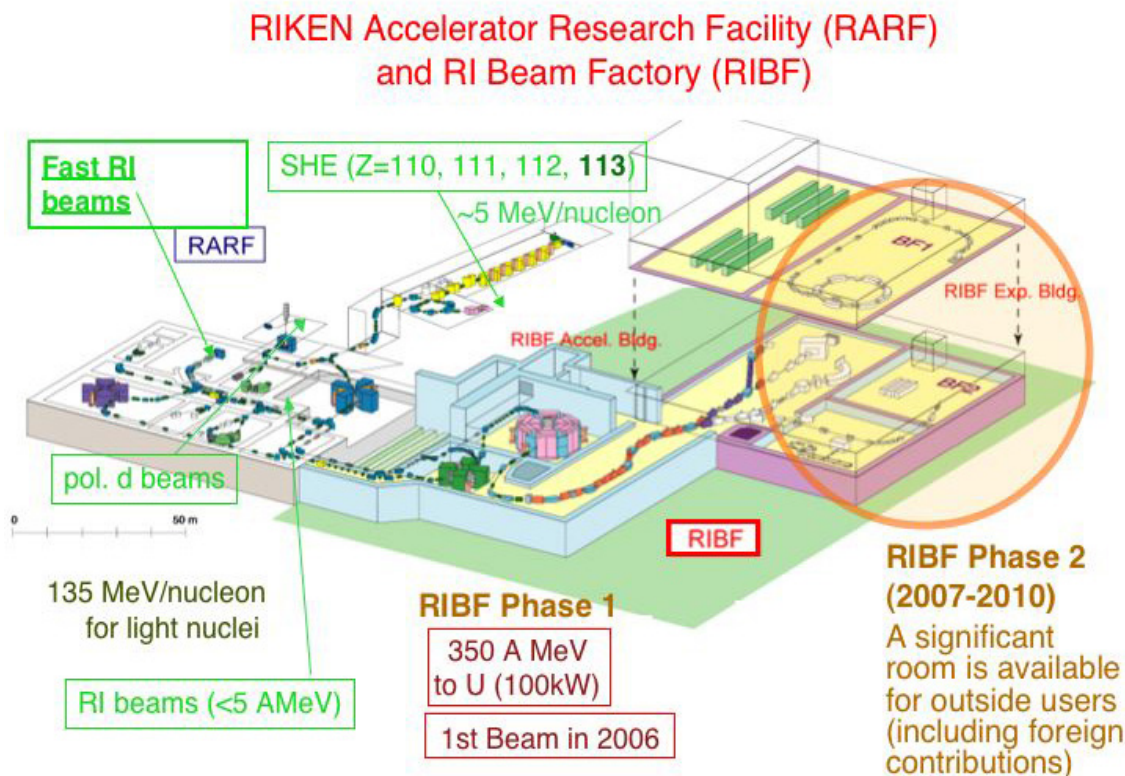
5 **3.2. Rare-Isotope Facilities Coming Online in Asia and Europe**

6
7 There is global interest in the science of rare-isotopes. In addition to continued
8 significant investments in Germany and Japan, countries such as Belgium, Brazil, China,
9 Finland, France, Italy, India, Russia, and Switzerland are pursuing beam-based facilities
10 for rare-isotope research (see Appendix C for details). The two emerging facilities in
11 Germany and Japan are described in some detail as they represent the standard that a US-
12 FRIB must be compared to if it is to have a world leading role in rare-isotope physics
13 research. The considerable scope of these two facilities represents the view of the
14 international scientific community of the opportunities of enhanced capability in rare-
15 isotope science. Layout diagrams of these facilities are presented so that their ambitious
16 scope can be fully appreciated.
17

18 **Japan: Rare-Isotope Beam Factory at RIKEN**

19
20 Construction of the Rare-Isotope Beam Factory (RIBF) is divided into two phases. Phase
21 1, which is already funded, consists of 1) a new high-power heavy-ion accelerator with
22 ^{238}U beams at 100kW, 2) a new fragment separator, and 3) a multi-function beam line
23 spectrometer at zero degrees. The RIBF accelerator consists of three cyclotrons with
24 $K=570$ MeV (fixed frequency, fRC), 980 MeV (intermediate stage, IRC) and 2500 MeV
25 (superconducting, SRC), respectively. Expected beam energies will be up to 440 MeV/A
26 for light ions and 350 MeV/A for ^{238}U . The goal for the intensity of the driver is 6×10^{12}
27 ions/sec. The first beam from the entire accelerator system is expected in December of

1 2006. The entire facility is shown in the figure below.
2



3
4 Figure 3.2. Present RIKEN RI facility (RARF) and the new high-power RIBF. The latter is under
5 construction and will operate from December of 2006.
6
7

8 Typically, RI beams at ~ 250 MeV/A will be used either via projectile fragmentation of
9 stable ions or via in-flight fission of uranium ions through the fragment separator. The
10 fragment separator consists of dipole- (normal conducting) and quadrupole- magnets
11 (superconducting) for production of fission fragments with a large acceptance. The zero-
12 degree spectrometer is a multi-function beam transport line composed with many
13 magnets, the structure of which is similar to that of the fragment separator. With this
14 spectrometer, inclusive- and/or semi-exclusive spectra in the reactions will be measured
15 with particle identification by the zero-degree spectrometer. In Phase 1, the search for
16 halo nuclei via a transmission method, the search for any loss or birth of magic numbers
17 via in-beam spectroscopy and beta-spectroscopy, etc. are planned.
18

19 In Phase 2 (2007-2010) many new experimental systems will be installed. Studies of
20 nuclear structure as well as astrophysics, as described in Chapter 2, will be the main
21 focus at this RIBF facility. In addition, a high-precision mass measurement with $\Delta m/m =$
22 10^{-6} is planned by installing a new storage ring. Production of polarized RI beams is
23 planned with a novel method. Also, measurements of electron-RI scatterings are planned
24 by constructing an electron storage ring with an electron energy of 300 MeV. In addition,
25 a new linac injector is proposed for the gas-filled recoil separator in order to enhance the

1 efficiency of a super heavy element search. At present, the expected user community for
2 RIBF numbers about 450 researchers with some room for additional growth.
3

4 **Germany: FAIR Facility at GSI**

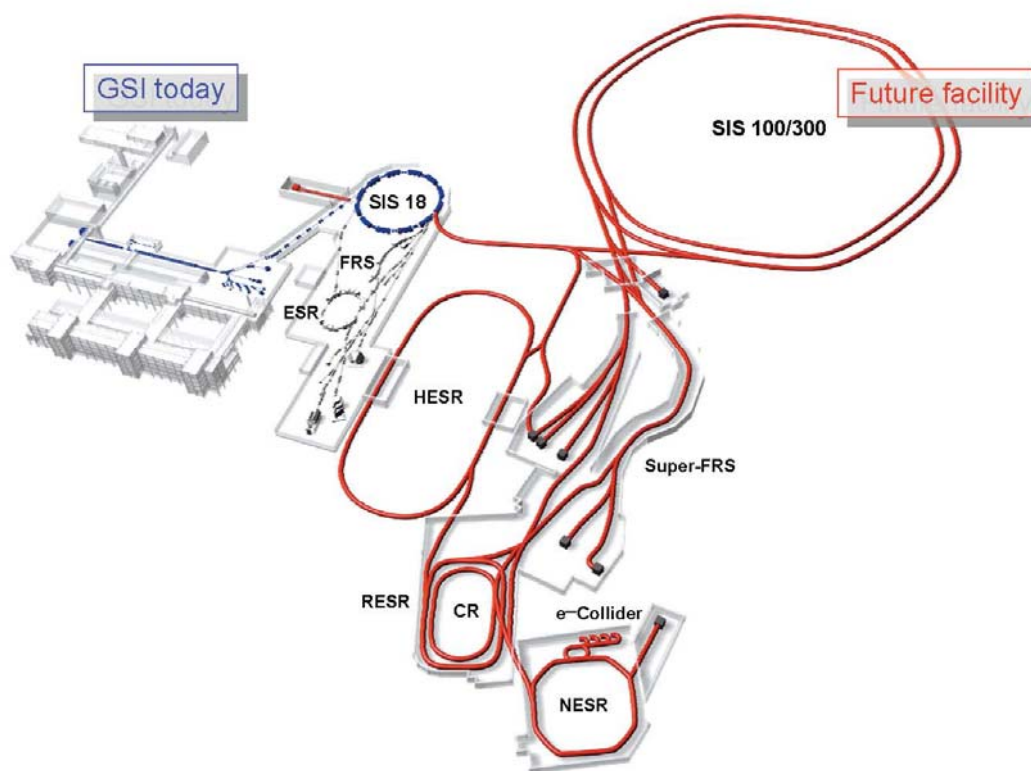
5
6 The central part of the FAIR facility are two large superconducting synchrotrons and a
7 complex system of storage rings which will deliver high intensity ion beams up to 35
8 GeV per nucleon for experiments with primary beams of ions up to uranium, as well as
9 secondary (radioactive) ion beams and antiprotons. A system of storage and cooler rings
10 is foreseen to increase the phase-space density of the beams of rare-isotopes and
11 antiprotons. A schematic layout of the present and future facilities at GSI is given in
12 Figure 3.3. FAIR will open up unique opportunities for a broad spectrum of research.
13 There are to be 5 major programs comprising QCD studies with cooled beams of
14 antiprotons; nucleus-nucleus collisions at the highest baryon densities; nuclear structure
15 and nuclear astrophysics investigations with nuclei far off stability; high density plasma
16 physics; and atomic and material science studies, radio-biological investigations and
17 other interdisciplinary studies.
18

19 The concept and design of the FAIR accelerator facility has been adapted to the
20 requirements of the planned scientific programs. These requirements are:
21

- 22 • *Beams of all ion species.* With FAIR, beams of all kinds of ions, from hydrogen to
23 uranium, as well as antiprotons with a large energy range (from nearly at rest up
24 to some 10 A GeV), will be provided.
- 25 • *Highest beam intensities.* The intensities of the primary beams are increased by a
26 factor of one up to several hundred for the heaviest ion species relative to any
27 existing facility. For the production of radioactive secondary beams and also for
28 the generation of high-power pulses for plasma research, these high-intensity
29 beams with up to 5×10^{11} ions circulating in the SIS100-synchrotron can be
30 compressed to short bunches of 50–100 ns duration. The increases in primary
31 intensity translate into an even higher gain factor of 1,000 up to 10,000 for
32 radioactive secondary beam intensities due to the higher acceptance of the
33 subsequent separators and storage rings.
- 34 • *Increase in beam energy.* For antiproton production, intense proton beams with an
35 energy of around 30 GeV are needed. In order to achieve highest baryon densities
36 and allow for charm production in nucleus-nucleus collisions, beam energies of up
37 to 35 AGeV for uranium 92^+ are to be provided.
- 38 • *High-quality beams.* By exploiting beam manipulation methods like stochastic
39 cooling and electron cooling the momentum spread and transverse emittance of
40 primary and secondary beams can be reduced by several orders of magnitude.
41 These cooled beams will allow novel precision experiments on the structure of
42 matter and the fundamental interactions and symmetries on which it is based.
- 43 • *Running parallel programs.* By special coordination of the time sequence of
44 acceleration and transfer between the various synchrotrons and storage rings all 5
45 major scientific programs will be running in a highly parallel mode.

1

FAIR facility



2

3

4

Figure 3.3. Layout of the FAIR facilities. The new accelerators and buildings (indicated in color on the right in the site map) are located east of the existing GSI facilities (indicated in grey).

5

6

7

8

The FAIR project is funded at a total cost of 1187 MEURO (1001 MEURO in investments, 186 MEURO in personnel). The start of the construction is projected for the Fall of 2007. FAIR shall be constructed in three phases until 2014. The full performance with the parallel operation of all experimental programs will be reached in 2015. FAIR will serve a user community of about 2,500 researchers, about 25% of whom are primarily interested in the rare-isotope beam capabilities of the facility.

9

10

11

12

13

14

France: SPIRAL 2 Facility at GANIL

15

16

17

18

19

20

21

22

23

In 2005, the Nuclear Physics European Collaboration Committee—an advisory committee of the European Science Foundation—prepared a roadmap for the construction of nuclear physics research infrastructure in Europe. The committee recommended the construction of two next-generation rare-isotope beam facilities that were under discussion in the region, the GSI/FAIR facility using in-flight fragmentation and the GANIL/SPIRAL 2 facility employing ISOL techniques. The document acknowledged the interest of the scientific community in pursuing an “ultimate” ISOL

1 facility for Europe termed “EURISOL;” this facility is not envisioned to begin for at least
2 another 10 years, however. Because of the timeline for this project, NuPECC
3 recommended the construction of an intermediate-generation facility that would continue
4 R&D efforts and provide much-needed rare-isotope beams to the user community of
5 about 700 physicists. Among the intermediate facilities that have been proposed,
6 SPIRAL2 met all the criteria NuPECC supplied (scientific agenda, site evaluation, and
7 level of investment).

8
9 In March 2005, the European Strategy Forum on Research Infrastructure published its
10 “List of Opportunities.” FAIR and SPIRAL 2 were among the selected projects. In May
11 2005, the French Ministry of Research announced its intention to build SPIRAL 2. Its
12 construction cost, estimated to be 130 M€ (including personnel and contingency), will be
13 shared by the French funding agencies, the authorities of the locality of Basse Normandie,
14 and other European partners. The construction will last about five years with full
15 operations planned for 2012; the facility will serve a community of about 700 users.

16
17 SPIRAL2 is an upgrade planned for the SPIRAL (Système de Production d'Ions
18 Radioactifs en Ligne) facility at the French laboratory GANIL (Grand Accélérateur
19 National d Ions Lourds) in Caen, France. The SPIRAL2 project is based on a multi-beam
20 driver in order to allow both ISOL and low-energy in-flight techniques to produce rare-
21 isotope beams (see Figure 3.4). A superconducting light/heavy-ion linac with an
22 acceleration potential of about 40 MV capable of accelerating 5 mA deuterons up to 40
23 MeV and 1 mA heavy ions up to 14.5 MeV/u will be used to bombard both thick and thin
24 targets. These beams could be used for the production of intense beams by several
25 reaction mechanisms (fusion, fission, transfer, etc.) and technical methods. The
26 production of high intensity beams of neutron-rich nuclei will be based on fission of a
27 uranium target induced by neutrons, obtained from a deuteron beam impinging on a
28 graphite converter (up to 10^{14} fissions/s) or by a direct irradiation with a deuteron, ^3He or
29 ^4He beam. The post acceleration of beams in the SPIRAL2 project would be obtained
30 using an existing cyclotron. An important aspect of this project is that it will allow
31 GANIL to provide beams in parallel to up to five different experiments.

32
33 Reviewing the scientific agenda for SPIRAL 2, several domains of research in nuclear
34 physics at the limits of stability will be covered by this project, including the study of the
35 r and rp-process nuclei, shell closure in the vicinity magic numbers as well as the
36 investigation of very heavy elements. The high intensity stable and radioactive heavy-ion
37 beams will be also available for interdisciplinary research in atomic physics and materials
38 science. An intense flux of fast neutrons produced by SPIRAL2 might find additional
39 important applications such as in a program for studies of the astrophysical s-process.
40 Within this niche, SPIRAL 2 will be a very attractive facility.

41

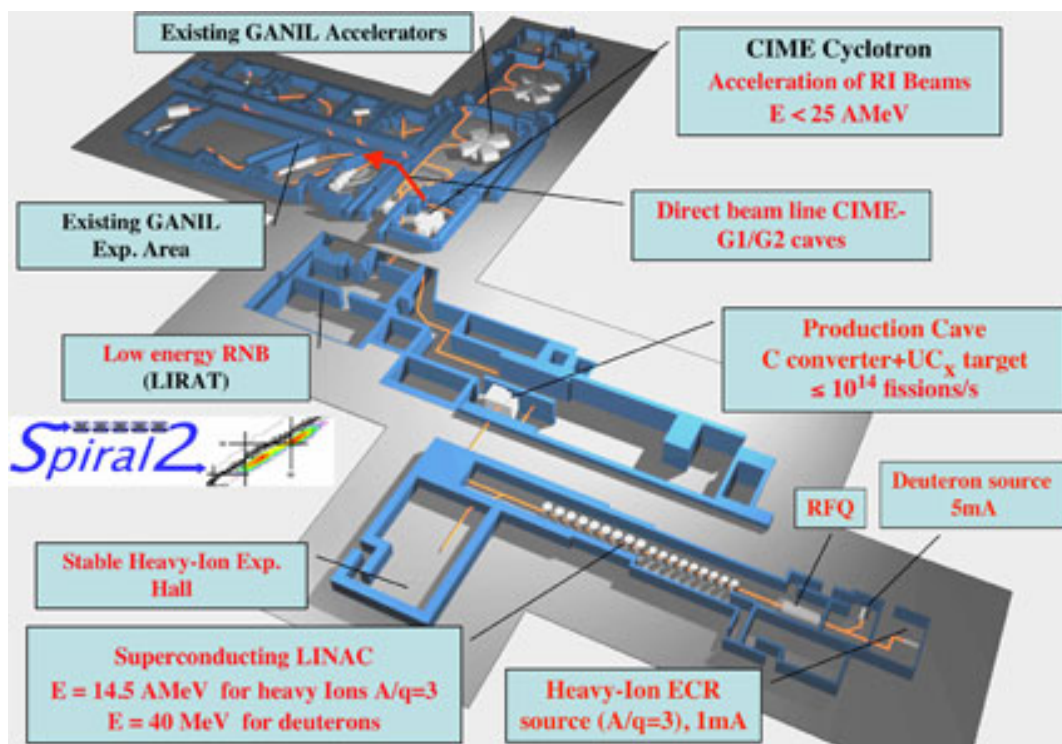


Figure 3.4. Conceptual overview of the proposed SPIRAL 2 facility.

3.3. International Comparisons

First generation rare-isotope beam facilities have been operating in the three regions of the world where nuclear physics is most actively pursued, Europe, North America and Asia/Pacific, and several laboratories have undertaken significant upgrades to prepare second-generation facilities (GSI, TRIUMF, RIKEN, and the SPIRAL facility at GANIL in France). These facilities continue to produce important results, and ambitious experiments are planned with them in the next few years. However, major breakthroughs towards the ultimate scientific goal of a comprehensive understanding of atomic nuclei will only be achieved by the next generation of rare-isotope facilities.

In order to better understand the capability and advantages of facilities that would be sharing the world stage with a future U.S. facility, the Nuclear Science Advisory Committee (NSAC) established a sub-committee in 2003 to compare the relative capabilities of GSI-FAIR and the then proposed facility concept RIA. The sub-committee generated a detailed 45 page report examining all aspects of the issue.¹⁵

The NSAC subcommittee compared the energies, intensities, rarity and quality of the rare-isotope beams projected to be achieved at both FAIR and RIA. Since the time of the subcommittee's report, U.S. plans have been revised. The reduction in scope and budget

¹⁵U.S. Department of Energy, *NSAC Subcommittee on the Comparison of RIA and the GSI Project Opportunities and Capabilities*, February 2004.

1 from RIA to a potential FRIB is estimated to result in a rare-isotope-beam intensity that is
2 0-20% reduced for ions near the valley of stability to more than 90% reduced for certain
3 elements nearer the neutron drip line compared to what could have been achieved with a
4 400-MeV/A driver. Larger reductions are offset by retaining the same beam power at
5 200-MeV/A energy and hence having twice the beam current.¹⁶ On the basis of these
6 estimates, the committee conducted some approximate comparisons amongst a potential
7 implementation of FRIB, GSI's FAIR, and RIKEN's RIBF. Rather than repeating the
8 NSAC's detailed flux comparisons for RIA and GSI, this committee provides an
9 evaluation relative to the science questions identified in Chapter 2. Thus, this committee
10 reviewed several of the key comparisons of RIA and GSI made in the NSAC report and
11 comments on the applicability to FRIB.

12
13 For instance, in the area of nuclear structure research, the NSAC subcommittee found the
14 following with respect to the relative strengths of GSI and RIA..

- 15
16 • **RIA strength:** RIA's generally higher intensity of unstable nuclei, especially at
17 the limits of existence, will provide it with across the board advantages even in
18 the capabilities it shares with GSI. The flexibility of the RIA concept allows the
19 choice of production methods to be optimized for particular rare-isotope species
20 that will, for example, have a major impact on studies of very heavy elements.
21 The re-accelerated beam capability at RIA, which is unique to that facility, will
22 enable the application of a wide range of classical nuclear structure studies to
23 nuclei with extreme N/Z ratios that will be a focus of the nuclear structure
24 program.
- 25 • **GSI strength:** GSI has unique capabilities of stored and cooled unstable beams
26 that make possible broad-range measurements of large numbers of masses at
27 moderate precision (~50 keV).¹⁷ Colliding-beam eA studies of nuclear charge
28 distributions will also be possible for species produced at relatively high intensity
29 (>10⁶ ions/s). The availability of thin internal targets of hydrogen and helium
30 isotopes will facilitate hadron scattering studies of the radial distributions of mass
31 in nuclei, and may allow an extension of knowledge of isoscalar giant modes into
32 the regime of neutron-rich unstable nuclei.¹⁸

33
34 The most interesting masses are those farthest from the valley of stability and they will be
35 much less abundantly produced. The present committee heard testimony that mass
36 resolutions of ~100 keV would be achieved in these instances—still an impressive and
37 useful feat.

38
39 With respect to the projected impact on addressing the nuclear physics aspects of the r-
40 process, the NSAC sub-committee concluded

- 41
42 • **RIA strength:** The higher intensities allow more sensitive and higher quality
43 structure and life-time measurements, identification and study of halo effects, and
44 shell quenching signatures. In particular, determinations of half-life and the

¹⁶These estimates are the product of work undertaken by NSCL and ANL and displayed in presentations to the RISAC committee.

¹⁷Note recently that masses with A~200 have been measured with an accuracy of 30 keV, *e.g.*, Nucl. Phys.A756, 3 (2005).

¹⁸U.S. Department of Energy, *NSAC Subcommittee on the Comparison of RIA and the GSI Project Opportunities and Capabilities*, February 2004, pg. 12.

1 probability for β -delayed neutron emission are very intensity dependent. RIA also
2 provides deeper access (on average by 2-3 neutrons compared to GSI) into the
3 neutron rich regions of the nuclide chart. The proposed (d,p) transfer studies to
4 probe (n, γ) reaction rates can also be performed without major difficulty over a
5 wide energy range. Because of the fast beam option, (γ ,n) Coulomb break-up
6 experiments are also possible, but face similar uncertainties as at GSI.

- 7 • **GSI strength:** The storage ring allows global mass measurement for many
8 masses at the same time. This is a good technique for testing mass models and
9 promises to provide mass information with uncertainties less than 100 keV/c².
10 The fast beam capability allows measurements of Coulomb break-up, but the
11 method may only be useful for light isotope systems because of the complexity in
12 structure and gamma-decay pattern of the resonance states.¹⁹

13
14 These comparisons, 10 in all, by the NSAC subcommittee show unique advantages for
15 both facilities in addressing a set of scientific issues rather similar to those listed in
16 Chapter 2. Moreover, FAIR will be a facility focusing on a broader set of issues than
17 rare-isotope science as it has relativistic stable ion beams, kaon and anti protons beams as
18 well as rare-isotope beams. Thus, not to belabor the issue further, we quote from the
19 conclusion of the NSAC sub-committee:

20
21 There have been numerous previous studies that have made a strong science
22 case associated with the study of rare-isotopes and we reaffirm those findings.
23 The RIA and GSI facilities are largely quite distinct in their strengths and are
24 indeed, as the proponents claim, complementary. RIA clearly has a much larger
25 reach as a rare-isotope facility, and hence the better facility to address the
26 science associated with rare-isotopes. The existence of an upgraded GSI facility
27 does not, by itself, constitute justification for de-scoping the rare-isotope
28 capability of RIA as there is only modest overlap in their rare-isotope capabilities.
29 However, the rare-isotope capability at the future GSI facility is only one part of a
30 remarkably versatile and multifaceted accelerator complex. We expect the U.S.
31 research community to have a strong interest in several of the GSI capabilities.

32
33 The RISAC committee is in accord with the findings of this NSAC subcommittee
34 and we further note that since FAIR will be pursuing a broad program of which
35 rare-isotope beams are only a part, significant annual operations would make
36 FRIB quite competitive. That is, beamtime availability for exotic species would
37 be a key determining factor in the success of a FRIB over FAIR.

38
39 No such complete study exists comparing the capabilities of RIA to RIKEN's RIBF, let
40 alone for a U.S. FRIB. However the following observations can be made. RIKEN is
41 currently designed as a heavy-ion-fragmentation facility. It aims for a heavy ion driver
42 power of somewhat less than 100 KW for a 350 MeV/A ²³⁸U beam. The suite of
43 experimental systems planned for installation in the second phase of construction is
44 impressive. The planned storage ring (with a mass resolution $\Delta m/m = 10^{-6}$) will be an
45 important capability for measurements of masses approaching the neutron drip line. The
46 addition of a 300 MeV electron storage ring to investigate the charge distribution of
47 radioactive ion species will be a unique capability unmatched at any other facility.

48

¹⁹NSAC Subcommittee on the Comparison of RIA and the GSI Project Opportunities and
Capabilities, February 2004.

1 There are no plans for a light-ion ISOL capability. The goal for the RIBF primary
2 accelerator requires a ten-fold improvement in the performance of the cyclotron-ion
3 source and proof-of-performance for the stripper foil technology at these intensities.
4 With the considerable investments being made and the sharp focus on physics with rare
5 ions, RIKEN's RIBF will be the leading facility in the region and a major facility in the
6 world with several unique features.
7
8
9
10

1
2

CHAPTER 4

3
4

Assessing the U.S. Position

5
6
7

This chapter presents the background and current status of developments toward a U.S. FRIB and places it in the broader context.

8
9

4.1. Recent History

10
11
12
13
14
15
16
17
18
19
20
21
22
23
24
25
26
27
28
29
30
31
32
33
34
35

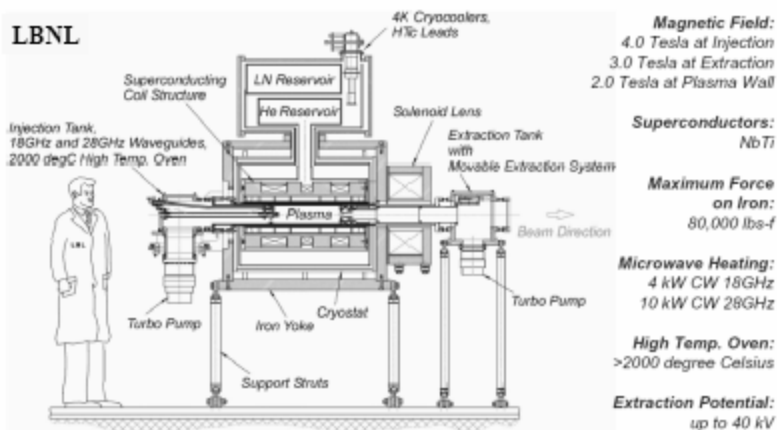
In 1999, the joint NSF/DOE Nuclear Science Advisory Committee (NSAC) convened a task force that unanimously concluded that there was a scientific imperative for the United States to build a next generation rare-isotope beam facility (RIA) and recommended a unique technological solution that included both the in-flight and ISOL isotope production capabilities.²⁰ The main feature of the recommended facility was a novel accelerator (driver) capable of accelerating any stable ion from hydrogen to uranium. The driver would have delivered primary beam powers up to 400 kW for the production of unparalleled yields of rare-isotopes from both ISOL targets and fragmentation targets. Other major components of the proposed facility included isotope separators for isotopic separation of in-flight fragmentation-produced exotic beams, a gas catcher/ion guide for preparing these in-flight beams for subsequent injection into an accelerator and a post accelerator facility for varying the energy of these rare-isotopes. The 1999 report recommended conducting modest pre-construction R&D on key elements of the facility to enhance the predicted performance and to reduce costs. The subsequent R&D has enhanced the concept, verified that the concept is robust, expedited the readiness to proceed to detailed engineering and reduced the need for large financial contingencies. Key developments were made in the areas of ion source technology, superconducting cavity design, accelerator design, beam target & stripper technology and gas catcher technology. The baseline concept design for the accelerator now includes about 1200 major elements (300 rf resonators, 90 solenoids, 100 quadrupoles & 16 magnetic dipoles) to achieve at least an energy of 400 MeV/A for all ions. The final energy for an ion depends on its charge to mass fraction. (i.e; Hydrogen with a charge to mass fraction of 1 will reach more than twice the energy/mass unit of the heaviest ions.) The lower energy (200 MeV/A) driver, proposed for FRIB, would merely be a shortened version of this existing design.

36
37
38
39
40
41
42

At the time of the NSAC task force, there was no ion source that had demonstrated the heavy ion current to realize the 400 kW specification for the heaviest ions. To reach this specification required nearly an order of magnitude improvement in uranium ion current. Subsequently, with DOE supported R&D, a group at the Berkeley National Laboratory demonstrated that their ECRIS (Electron Cyclotron Resonance Ion Source) meets the required specifications. The ion source is shown in Fig. 4.1. Beam dynamics calculations have shown that the beam characteristics from the ion source are, in fact, so

²⁰NSF-DOE Nuclear Science Advisory Committee, *ISOL Task Force Report*, 1999.

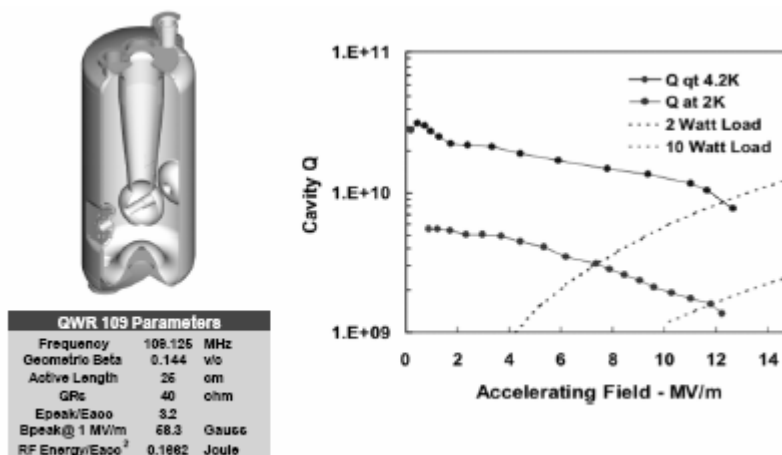
1 excellent that it is even possible to accelerate two charge states simultaneously. A unique
2 RFQ (radio frequency quadrupole linac) that accommodates the acceleration of multi-
3 charge-states has been prototyped at the Argonne National Laboratory. The ability to
4 simultaneously accelerate ions of different charge-states is important for reaching high
5 beam powers.
6



7 Early test at 28 GHz yielded $> 8 \mu\text{A}$ of Bi^{30+} ions, ~RIA specs for 400 kW

8 Figure 4.1. The ion source developed for RIA . It has delivered 8×10^{12} of Bi in charge state +30.
9
10


11 The velocity of the accelerated ions varies considerably over the length of the accelerator
12 and the technology to accelerate these ions has been optimized to achieve cost efficient
13 acceleration. The concept design is unique in that it proposes to use superconducting rf
14 cavities throughout the acceleration process. To reduce the size and cost of the
15 accelerator, various cavity structures have been proposed and prototyped. The cavity
16 structures are grouped into several accelerator sections according to the respective betas
17 (β (beta) = v/c , ion velocity/speed of light) and resonating frequency. The structures
18 include fork, quarter wave (QWR), half wave (HWR), triple spoke, and elliptical cell
19 resonating structures. All proposed resonator structures have been either prototyped or
20 tested. Fig 4.2 shows the design and prototype performance of a quarter wave resonator.
21



1
2 Figure 4.2. Shows the design and performance of a prototype superconducting quarter wave
3 resonator.

4
5 For a given energy, the length of the accelerator affects the overall cost of the facility; a
6 lower total number of accelerating rf cavities results in a lower total accelerator cost. For
7 RIA, and presumably also for a FRIB, the cost of the driver accelerator has been
8 minimized through the use of electron strippers at optimal points in the accelerator chain.
9 At these locations, the charge state of an ion is increased by removing electrons from the
10 ions. The total energy gain in crossing a voltage gap of a rf cavity is enhanced since the
11 energy gain is proportional to the charge of ion. A technological challenge for next-
12 generation rare-isotope facilities has been to develop electron strippers that have
13 manageable lifetimes at the power densities of the uranium beams. Graphite foils are
14 commonly used in accelerators but can only tolerate relatively low beam power deposited
15 in the foil. Initially large rotating graphite wheels were proposed to deal with the
16 required increased power deposition. Recently, a thin, high-speed, liquid lithium film
17 has been proposed as the preferred solution and successfully undergone initial testing to
18 confirm some of the basic requirements. This development comes as a byproduct of the
19 R&D on a liquid lithium fragmentation target. The liquid Li “foil” designs and a
20 photograph of their operation is shown in Fig 4.3.

21
22

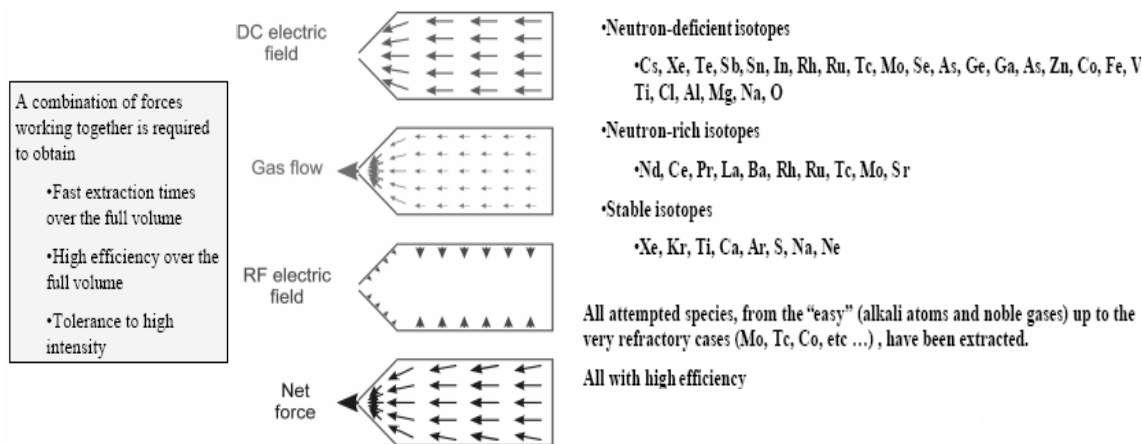


1
2 Figure 4.3. Layout of the liquid Li “foils” that serve as fragmentation targets for the heavy-ion
3 beam from the accelerator. The “foil” on the left is 1 cm thick, 0.5 cm wide, and has been shown
4 to be capable of serving as a target in a 400 kW beam. The “foil” on right is the object in the
5 center of the photograph. It is $\sim 10^{-3}$ cm thick and has a high mass flow rate of 2g/s. It is to be
6 used to strip electrons from 10 MeV/A heavy ion beams and should be able to handle the power
7 deposition.
8
9

10 For exotic beams produced by the fragmentation technique, a focused, 400 kW, high-
11 energy high-mass beam from the driver accelerator impinges on a windowless liquid
12 lithium target. Fragments from the collision reaction of the high-energy beam and the
13 lithium atoms are captured and transported to a mass separator. The liquid lithium target
14 must be capable of withstanding approximately 4 MW/cm³. A windowless lithium jet
15 has been assembled, tested in vacuum with an electron beam and confirmed to be stable
16 with a uranium-beam-equivalent deposited beam-power.
17

18 A major novel element of the proposed design for RIA is a gas catcher system that
19 permits mass-separated isotopes formed via fragmentation to be stopped and
20 reaccelerated. The output of the gas catcher would be a low-energy cooled beam of
21 isotopes in a single charge state. To meet scientific requirements, the gas catcher must be
22 efficient, universal, and fast. Of particular interest are the small quantities of very short-
23 lived isotopes at the extremes of the nuclear landscape. Tests have confirmed that a large
24 gas catcher capable of operating at these energies can be built and operates essentially as
25 predicted. In a test of the U.S.-built gas catcher at the GSI accelerator complex in
26 Germany, a remarkable 50 percent of the radioactive ions stopped in the gas catcher were
27 extracted as a singly-ionized low-energy radioactive ion-beam.²¹ Fig 4.4 shows the
28 focusing forces in a gas catcher and lists some observed performance levels. A final test
29 to verify the upper operating intensity-limit for the beam into the gas catcher is imminent.
30 In spite of this one unanswered question, it is clear that the gas catcher already meets
31 expectations for a majority of the scientifically interesting rare-isotopes.
32

²¹Unpublished; private communication, Jerry Nolen, Argonne National Laboratory.



1
2 Figure 4.4. Composite figure showing the various force fields at play in a gas catcher design and
3 a list of the various ions that have been extracted. The principal uncertainty in gas catcher
4 performance is its efficiency when a high flux of ions is present in the catcher.
5
6

7 The driver can also accelerate the light ions required to produce exotic isotopes through
8 the ISOL technique. Isotopes of interest are created via the process of spallation or by
9 fission. The isotopes diffuse from the target material and effuse to an ionizer. Both
10 processes are enhanced if the target is maintained at elevated temperatures. A major
11 technological challenge is to develop targets that are small enough to rapidly release
12 short-lived exotic-isotopes yet capable of operating with the 400 kW beam power that the
13 driver accelerator can provide and the scientific program requires. For optimal operation,
14 it is essential that regardless of the beam power, the target material be maintained at an
15 elevated temperature (typically 1200-1600 degrees C) in order to speed diffusion of the
16 ISOL-induced rare-isotopes; high efficiency requires good thermal conductivity in the
17 target to maintain a uniform temperature. The yield of exotic isotopes is proportional to
18 the intensity (power) of the driver beam. Target developments at ISAC have shown that
19 the technology exists to effectively handle 50 kW beam powers. DOE funded R&D has
20 modeled various target-design concepts that could potentially operate at these
21 substantially higher powers. One of the schemes is being tested and offers significant
22 advantages for both the production of neutron rich exotic beams as well as the
23 suppression of unwanted isotopes. In this approach the exotic isotopes are created by the
24 ISOL technique via two-step neutron-induced fission. In essence there are two targets
25 combined into one unit. A primary target is used to produce neutrons. A secondary
26 target, an actinide compound, uses the neutrons to produce the exotic beams by a fission
27 reaction. The beam power from the driver accelerator can be deposited in a target that is
28 adequately cooled to handle the power. The secondary target has much less deposited
29 power & can be maintained at the required elevated temperatures using conventional
30 ISOL target heating techniques.
31

32 Radiation control, activation reduction, contamination control & remote handling are
33 essential considerations for a FRIB facility. The end-to-end simulations developed for
34 the RIA accelerator have been effectively addressing these issues. In spite of the large

1 currents, beam loss in the driver accelerator, with the exception of the stripper & target
2 locations, has been minimized to permit hands on maintenance. Remote handling
3 procedures have been considered where required. Initial layouts of target servicing has
4 considered how best to address these issues.

5
6 A post accelerator concept has been developed that would efficiently capture and
7 accelerate the broad range of scientifically interesting isotopes (from lightest to heavy
8 masses) that could be produced in the FRIB. The requirements as a whole dictate a novel
9 design. The accelerator must accept singly-charged isotopes (large q/m range), operate in
10 a CW-mode and provide an output energy that can be continuously varied over the entire
11 energy range. On going developments at the US RIB facilities are developing and using
12 the accelerator beam diagnostics that are required to monitor the beam characteristics
13 over the large dynamic range of currents that will be used.

14
15 As mentioned in the beginning of Chapter 1, in the course of this committee's
16 deliberations the scope of RIA was reduced and the start of construction delayed.
17 Fortunately the technology under development for RIA appears to be directly applicable
18 to the de-scoped FRIB. The significant technical advances are listed below.

19
20 The technical concepts to go into the US-FRIB have evolved and been strengthened
21 through a vigorous national R&D program that has been on-going for about 10 years at
22 several national laboratories and universities in the U.S. [primarily Argonne, Berkeley,
23 Brookhaven, Colorado School of Mines, Los Alamos, Michigan State University, Oak
24 Ridge, and Texas A&M], in many cases leading to strong multi-institutional
25 collaborations. In recent years the DOE SC/ONP RIA R&D program has been funded at
26 the level of \$2.8M, \$4M, \$6M, \$6.5M, and \$4M in FY2002-06, respectively, and the
27 current plan is to continue with R&D for advanced exotic beam facilities at roughly the
28 present level in the coming years. The direct DOE programmatic funding of RIA/FRIB
29 R&D has been leveraged with significant contributions via discretionary programs at
30 several of these institutions.

31
32 Major milestones achieved through this R&D program, include

- 33
- 34 • **ECR ion source** [The necessary intensities of heavy ions have been
35 demonstrated]
- 36 • **Driver Linac beam dynamics** [The multiple-charge-state, high intensity mode of
37 operation of the Driver Linac has been simulated in detail]
- 38 • **Superconducting RF resonators** [Prototype resonators to cover the necessary
39 velocity regime from 0.02c to 0.8c have been demonstrated at the gradients
40 required for the driver]
- 41 • **Driver Linac front end** [Engineering concepts have been developed for the room
42 temperature injector including the low energy bunching and RFQ for 2-charge-
43 state operation]
- 44 • **High power production targets** [The liquid-lithium target concept for uranium
45 beams has been demonstrated at equivalent power using an electron beam.]

- 1 Detailed production rates and thermal simulations have been completed for a high
2 power 2-step ISOL target]
- 3 • **Large acceptance fragment separators** [Concepts for optical solutions and
4 physical layouts for both the in-flight and gas-catcher branches have been
5 developed]
 - 6 • **Gas catcher for rare-isotopes** [The gas catcher concept has been demonstrated at
7 a range of energies including the full-energy test at GSI]
 - 8 • **Radiological issues and concepts in the production areas** [Preliminary
9 concepts for the physical layouts and remote handling options including proposals
10 for high power beam dumps for both the ISOL and fragmentation areas have been
11 developed]
 - 12 • **Rare-isotope post-acceleration** [Alternatives for post-acceleration with emphasis
13 on high efficiency and beam quality have been worked out], and
 - 14 • **Experimental facilities** [User workshops have led to tentative layouts that
15 incorporate the necessary instruments for rare-isotope research in the four
16 required energy regimes]

17
18 On-going R&D needs include further development of engineering prototypes in many of
19 these areas to address issues such as radiation resistance, accelerator diagnostics,
20 instrumentation, and fast controls necessary for fail-safe high power operations, stripper
21 foil development, further development and demonstration of gas-catcher operation at
22 higher intensities, and more detailed concepts for advanced instrumentation for research
23 with rare-isotopes.

24
25 As was mentioned earlier in the course of this report the Department of Energy decided
26 to not address the construction of a facility for rare-isotope beams for five years and
27 reduced the budget of the facility by roughly a factor of 2. The two proponents for the
28 facility, the Argonne National Laboratory and Michigan State University, presented to
29 the committee a quick turnaround on how they would reduce the cost of the facility to
30 meet the new DOE target. Both parties chose to reduce the energy of the driver
31 accelerator by a factor of two so that the new driver is to provide approximately 500 MeV
32 protons and 200 MeV/A uranium. The Argonne presentation focused on complementing
33 the main driver with an extensive ISOL program while the MSU presentation favored the
34 use of fast beams from fragmentation of the heavy ions from the driver with a small ISOL
35 component. These presentations to RISAC of course were not formal proposals but were
36 presented with some data on the projected reduced performance which was used in
37 making the comparisons presented in the next section.

38
39 The committee examined the reduction in scope given that a FRIB was defined to cost
40 only about half as much as RIA. The central issue revolves around what one means
41 exactly by “scope.” If it is taken to mean simply the reduction in the number and
42 intensity of rare-isotopes that can be produced, then the options initially shared with the
43 committee (by Argonne and Michigan State, the former proponents and hopeful sites for
44 RIA) of cutting the maximum energy of the heavy-ion accelerator back to 200 MeV/A
45 (from 400) have the following consequences. For the production of many isotopes,
46 typically those not far from stability, there is only modest reduction (0-20%) in

1 production rates. However, for those isotopes farthest from the valley, which are
2 produced by in-flight fission, the loss is much larger. In these cases, the production rates
3 for a 400-MeV/A, 400-kW driver are more than an order of magnitude higher than a 200-
4 MeV/A, 400-kW driver because yields for ions far from the beam (particularly for fission
5 fragments) drop rapidly with the available beam energy due to overall collection
6 efficiency and secondary production in thick targets. In terms of scientific impact, the
7 study of very neutron rich nuclei near the drip line in the mass 70 to 120 range will be
8 most significantly affected. There would appear to be no way to develop a technical
9 solution to this shortcoming without increasing the driver energy and the cost.

10
11 Analyzing the two strawman proposals further, however, the committee observed that the
12 proponents had tried to preserve as much of the isotope production capability as possible
13 in exchange for cutting back the experimental capabilities—research space, multiplicity
14 of end stations, and overall flexibility. These factors are critical to research productivity
15 and user “throughput.”

16
17 Given the ambiguity and uncertainty this issue entails with the limited information and
18 time available, the reduction in scope (and its impact) is uncertain. Based on information
19 from ANL, reducing the driver energy by a factor of 2 accounts for about 60% of the
20 \$600M cost reduction. Savings were also assumed by proposing that a larger
21 acceleration gradient be used in the accelerator, thereby recovering some of the energy
22 while still “shortening” the accelerator. The other reductions were in the experimental
23 areas where the de-scoped facility can only provide beam to one user at a time, and the
24 budget for experimental equipment was reduced from \$100M to \$30M.

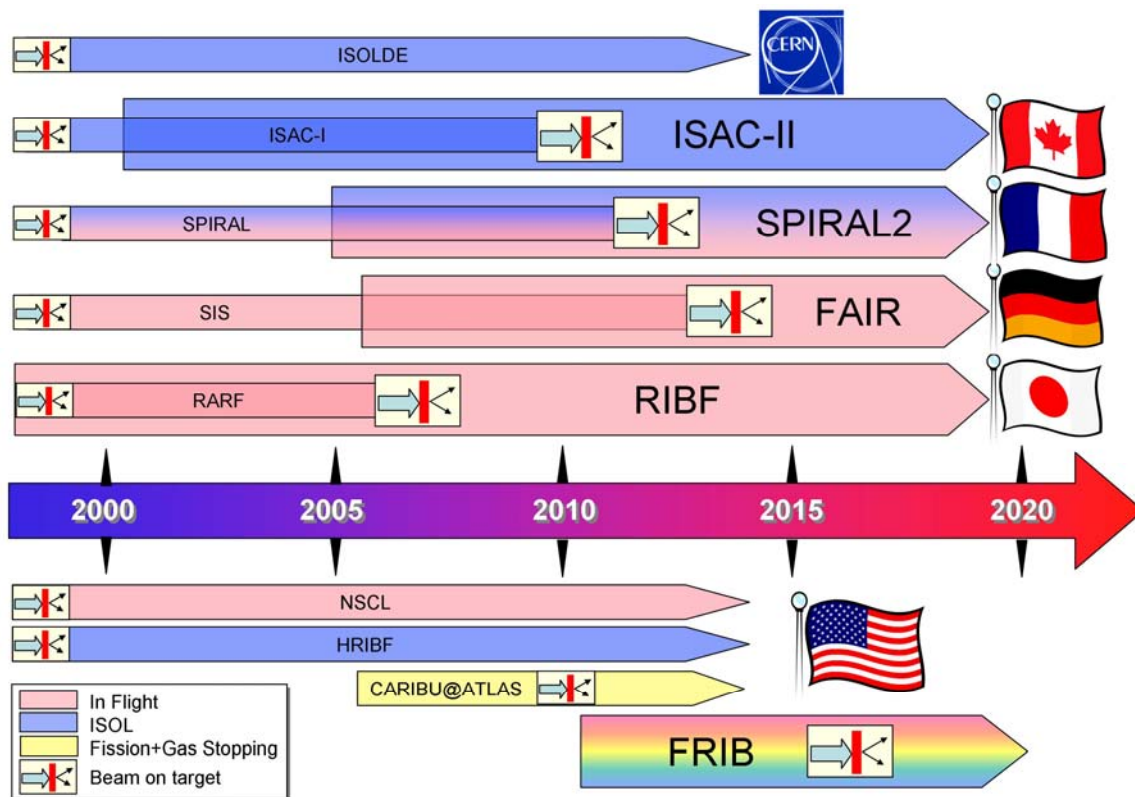
25
26 The committee also considered the DOE-proposed delay in schedule for a U.S. FRIB.
27 Understanding and predicting the consequences of a delayed start-date is even more
28 difficult because of all the uncertainties that the future holds for any area of science.
29 There are both advantages and disadvantages to a later schedule. For instance, an
30 extreme precautionary stance would argue that all delays ultimately result in a more
31 technologically advanced facility. On the other hand, prolonged delays in starting a
32 project can eventually render it meaningless because the expert community could wither
33 away, the scientific objectives could be achieved elsewhere, or the global perception of
34 the United States as a credible and serious partner in the field could crumble.

37 **4.2. Global Context for a U.S.-FRIB**

38
39 The primary impact of the proposed schedule delay for U.S.-FRIB relative to the original
40 RIA timeline is shown in Figure 4.5; as the cartoon illustrates, the reduced scope for
41 FRIB will also have an effect on the U.S. capabilities in the global effort; instead of
42 arriving early on the science with a new facility, the United States might arrive last with
43 FRIB, although the facility could have unique capabilities compared to other facilities
44 available at that time. Clearly, the major national user facilities in the United States
45 (NSCL at MSU, and HRIBF at ORNL) are now competitive with the world’s other

1 leading facilities and, thus, are extremely important. World-wide coordination of the use
2 of all these facilities by the United States and its partners should be pursued to optimize
3 science outcomes. For instance, the NSAC subcommittee comparing RIA and GSI-FAIR
4 found that the upgraded facilities at GSI would not be sufficient to meet the combined
5 global demands for access to such rare-isotope beams, with a special emphasis on the U.S.
6 and German communities they studied.

7



8

9

10 Figure 4.5. Timeline for global development of dedicated rare-isotope beam facilities; the unique
11 capabilities of each facility have been slightly oversimplified to allow for this cartoon comparison.
12 The “beam-on target” date approximates the date when the facility began (or is scheduled to
13 begin) operations. To a certain extent, this diagram is misleading because it portrays only the
14 largest facilities. The fact that countries such as Brazil and India are building small dedicated
15 facilities is perhaps a better demonstration of the worldwide interest in rare-isotope beam physics.
16 They may not be able to compete in the short term, but they have recognized the relevance and
17 are working to invest a substantial fraction of their resources into the development of their own
18 facilities.

19

20

21 The geographical distribution of rare-isotope beam facilities is also seen in Figure 4-6. In
22 the major recommendations by the Working Group of Nuclear Physics of the OECD
23 Megascience Forum, published in January of 1999, the report stated, “the Working Group
24 recognizes the importance of radioactive nuclear beam facilities for a broad program of
25 research in fundamental nuclear physics and astrophysics, as well as applications of
26 nuclear science. A new generation of radioactive nuclear beam facilities of each of the

1 two basic types, ISOL and In-Flight, should be built on a regional basis.”²² This
2 conclusion was based on the recognition that unlike a field such as particle physics where
3 facilities can be targeted and optimized for finding answers to a specific question (or two),
4 nuclear science requires a very large number of systematic studies. Hence progress in
5 this field is limited not only by the range (“exoticity”) of nuclei available but also by the
6 beamtime available for experiments.
7



8
9 Figure 4.6. Representative distribution of projected major facilities for RI beams. The location of
10 a FRIB within the United States has not been determined and is therefore placed arbitrarily in the
11 center of the country.
12
13

14 Rare-isotope science (and even nuclear physics in general) is no stranger to the march
15 toward globalization—and the efforts to coordinate worldwide plans to address and
16 exploit the most compelling scientific opportunities.²³ Indeed, as discussed earlier,
17 considerations about global coordination and cooperation in nuclear physics have infused
18 recent meetings of the OECD Global Science Forum²⁴ and the European Science
19 Foundation’s Research Infrastructure Council.²⁵ As the U.S. nuclear science community

²²The reader may recall from Section 1.2 that the ISOL method provides high-quality beams from low up to, in principle, high energies. However, it has a limitation for the acceleration of short lived isotopes due to the finite release time of radioactive nuclei from the production target and transfer time to the ion source. The present practical limit is of the order of 10 to 100 milliseconds. The in-flight method provides the fastest separation time, of the order of 100 nanoseconds, i.e. the flight time of the radioactive nuclei in the fragment separator. Therefore, not only drip-line nuclei but also many isomers can be produced by this method. However, the quality of the beams is limited, and in particular, a low-energy beam of high quality is difficult to obtain at all. This problem can be circumvented if one applies accumulation and cooling techniques, but the cooling process takes time, thereby limiting the usable lifetime above about one second with the present techniques. Therefore, at the present time, both types of beam preparation techniques are in use around the world.

²³See *Rising Above the Gathering Storm* for a general discussion and *Revealing the Hidden Nature of Space and Time: Charting the Course for Elementary Particle Physics* for an example of a specific analysis.

²⁴OECD Megascience Forum, *Report of the Study Group on Radioactive Nuclear Beams to the Working Group on Nuclear Physics*, 1998.

²⁵Nuclear Physics European Collaboration Committee of the European Science Foundation, *Roadmap for Construction of Nuclear Physics Research Infrastructure in Europe*, 2005.

1 undertakes the next cycle of its long-range planning process through NSAC, it will have
2 to address these issues carefully.

3
4 The original RIA design was intended to be a world-leading facility in nearly every
5 regard. If a FRIB were constructed in the United States, however the facility could be
6 world-leading in several areas, thereby adding value both to the regional and global
7 portfolios.. Nevertheless, as described above, the usage of the other regional facilities
8 listed in Figures 4.5-4.6 should be investigated until a new U.S. rare-isotope facility
9 would be in operation (approximately 10 years from now). The U.S. rare-isotope research
10 community, in concert with the DOE and NSF needs to establish an appropriate balance
11 of usage of domestic and overseas facilities.

12
13 The committee briefly examined global “supply” of and “demand” for rare-isotope beams.
14 Noted above, at face value the demand for rare-isotope beams seems strong given the
15 new large investments being made in Europe and Asia as well as the many smaller
16 projects (described in Appendix C). Within the United States, the anticipated user
17 community for RIA numbers about 800 researchers; as noted above, FAIR, SPIRAL 2,
18 ISAC, and RIBF together will serve a community of more than 2,000 users. Although
19 these populations have many overlaps, the committee observes that the facilities in Asia
20 and Europe are not likely to be able to provide access to the full U.S. community.²⁶ In
21 general terms, the NSAC subcommittee comparing RIA and GSI came to a similar
22 conclusion.²⁷ Finally, the committee notes that ISAC facility in the American region
23 reports an “oversubscription” rate that forces many users with approved proposals to wait
24 more than a year to obtain access to conduct their experiments.

27 **4.3. An Opportunity for the United States**

28
29 The technical developments at many laboratories cited make construction feasible for a
30 FRIB with a flexible driver that can accelerate ions from protons to uranium nuclei.
31 Those same developments would also permit the effective reacceleration of stopped
32 charged radioactive ions. This combination with supporting technology, such as a gas
33 catcher capable of efficiently extracting exotic ions at high incident beam-power levels,
34 would make a FRIB potent and flexible. The higher intensity of beams created by heavy
35 ion fragmentation would allow the investigation of nuclei closer to the neutron drip line.
36 The lower energy of FRIB relative to RIA could use the gas catcher technique more
37 easily (if the technique can handle the higher intensity).

38
39 To be more specific, consider the utility of a FRIB for addressing the following scientific
40 drivers. Making specific predictions about the advance of scientific progress is fraught

²⁶Indeed, a 1998 estimate of the full rare-isotope beams community suggested the following breakdown: about 700 in North and South America, 500 in the European Union, 600 in Central and Eastern Europe, 700 in Japan, China and India, and several hundred from other parts of the world.

²⁷NSAC Subcommittee on the Comparison of RIA and the GSI Project Opportunities and Capabilities, February 2004, pg. 28.

1 with uncertainty (especially 10 years into the future when a FRIB might come online),
2 but it is the committee's judgment that the scientific agenda outlined in this report is
3 likely to still be viable.

4 **Nuclear Structure**

6
7 *Single and two-nucleon transfer reactions to study shell structure.* This research
8 traditionally needs beams (in inverse kinematics) corresponding to light projectile
9 energies (p, d, He...) of typically 15-20 MeV and so cannot easily be done at any in-flight
10 facility, although some recent experiments have used higher energies. The whole area of
11 study of shell structure is best done with well-focused, re-accelerated beams with
12 precisely controlled energies, especially if the strength is fragmented and the detailed
13 structure is important.

14
15 The intensities expected at FRIB for beams such as ^{100}Sn , ^{48}Ni , ^{78}Ni , and ^{132}Sn are on the
16 order of 35, 0.5, 40, and 2×10^{10} ions/s, respectively. These are typically two to three
17 orders of magnitude above what is currently available.

18
19 *Research in pairing.* Two-nucleon transfer studies to probe pairing properties can be
20 carried out at FRIB within a week with beam intensities of 10^4 ions/s. For specifically
21 N=Z nuclei, experiments with ^{56}Ni , ^{64}Ge , ^{72}Kr , and the heavier N=Z nuclei up through
22 ^{88}Ru and probably ^{92}Pd will be possible.

23
24 *Researching collectivity.* Collective motion in nuclei can be investigated in a variety of
25 ways. Some aspects of collective behavior require fragmented beams while others
26 require low-energy reaccelerated beams. For example, collective modes of excitation
27 near the ground state are often best studied with single or multiple Coulomb excitation.
28 Multiple Coulomb excitation requires beams of $\sim 10^3$ to 10^4 ions/sec in inverse kinematics
29 and is better suited to a reaccelerated beam. This kind of experimental data is an
30 excellent way to deeply map out nuclear structure along long iso-chains.

31
32 *The heaviest nuclei.* For example, intense beams of ^{132}Sn on neutron rich targets at
33 controlled energies of, and slightly below, the Coulomb barrier to study the reaction
34 mechanisms governing fusion and multi-neutron transfer. In favorable cases where the
35 intensity of the rare-isotope is large ($^{90,92}\text{Kr}$, $^{90,92}\text{Sr} > 10^{11}$ ions/s), fusion reactions become
36 feasible with re-accelerated beams of high intensity and precise energies.

37
38 *Neutron skins.* The measurements of nuclear matter radii will involve optical model
39 analysis of the (quasi) elastic scattering data. Those scattering experiments (involving
40 protons or alpha particles) require re-accelerated beams of high intensity and precise
41 energies.

42 **Nuclear astrophysics**

43
44
45 Accretion induced thermonuclear explosions such as novae, and x-ray bursts are mainly
46 driven by the hot CNO cycles and/or the rp-process. Most of these reaction sequences

1 are based on theoretical model predictions and assumptions on the associated nuclear
2 reaction processes. These assumptions may lead to significant uncertainties in reaction
3 path, reaction flow, energy production, and timescales. Most important to measure are
4 nuclear structure parameters far-off stability such as masses, level-densities, half-lives,
5 decay branchings on rp- to r-process nuclei but also critical are particular reaction rates
6 for so-called waiting point nuclei which in many cases are not uniquely identified yet.
7 The field is haunted by these underlying uncertainties, which make it difficult to clearly
8 pin-point the "key reaction" at this time.

9
10 Measurements in nuclear astrophysics at FRIB will mostly be associated with explosive
11 stellar processes at time scales less than or comparable to typical beta-decay life times. At
12 these conditions reaction sequences are far-off stability and depend critically on the
13 timescales of the associated nuclear processes.

14
15 Shock-front induced explosions (such as those anticipated for core collapse supernovae)
16 are expected to be important sites for the r-process and possibly antineutrino production.
17 The latter would be generated by charge exchanging on protons to build up elements on
18 the neutron deficient side of the line of stability, complemented by the neutron induced r-
19 process, and the gamma-induced p-process.

22 **Fundamental Interactions**

23 There is not a readily envisioned program of research on fundamental interactions but
24 rather a series of experiments each of which addresses some aspect of fundamental
25 physics at the existing limit of our knowledge at that time. Fundamental interaction
26 studies usually involve the measurement of very weak effects in very specific nuclei.
27 Thus the critical requirement is intensity and purity, i.e., a maximum yield of the isotopes
28 of interest and the absence of contaminants. Precision tests of fundamental symmetries
29 are often limited by statistical uncertainties and therefore experiments need to collect
30 high volumes for data, typically running for extended periods of time. Thus, multi-user
31 beam sharing and isotope harvesting facilities would be needed to efficiently utilize
32 accelerator time. These applications also usually require specialized instrumentation,
33 such as laser facilities.

34
35 The highest intensities always come from isotopes that can be extracted by the ISOL
36 technique, not from gas stopping. There the FRIB concept yields intensities higher than
37 any other facility and a broader range of isotopes because of the variety of production
38 beams available.

39
40 If gas stopping is required, the number of incident particles generating the exotic species
41 of interest is always the main issue. In this area, the driver of FRIB always surpasses any
42 other existing or proposed driver, certainly when heavy ion beams are considered. The
43 lower energy is also an advantage over facilities like FAIR since less energy per particle
44 is lost in the gas catcher, which allows it to operate at higher intensity without space-
45 charge limitations.

46

1 For most of the periodic table, FRIB will have instantaneous intensities that are at worst
2 70% of the RIA intensities (in most cases they are the same). Only in the region where in-
3 flight fission dominates production is the yield lower (~30% of RIA).²⁸ This is the region
4 of neutron-rich nuclei around ¹³²Sn where no case for fundamental interaction studies has
5 been identified thus far.

7 **Applications of Rare-isotope Science**

8 It is likely that much of the nuclear physics presently desired for stockpile stewardship
9 and inertial fusion will remain unknown until dedicated experiments at a FRIB-like
10 facility are conducted. Other current U.S. facilities have neither the low energy exotic
11 beams nor the motivation to measure the important cross sections relevant to these
12 processes. This may also hold true for some of the measurements relevant to the
13 advanced nuclear fuel cycle where the reach of the surrogate method at a FRIB facility
14 may provide some of the needed cross sections on short-lived isotopes.

15
16 As indicated in Chapter 2, the impact of a FRIB on medical research and industrial
17 processes has considerable potential; however the actual incorporation into these
18 endeavors depends on so many external factors that it is impossible to predict the
19 outcomes.
20

21 **Programmatic Considerations**

23 **The Context of the Nuclear Physics Portfolio**

24
25 The scientific agenda of nuclear science in the U.S. contains a diversified portfolio with a
26 triad of research frontiers: (1) quantum chromodynamics (QCD) and its implications for
27 the state of matter in the early universe, quark confinement, the role of gluons and the
28 structure of hadrons; (2) the study of nuclei and astrophysics, which addresses the origin
29 of the elements, the structure and limits of nuclei, and the evolution of the cosmos; and
30 (3) the standard model and its possible extensions as they bear on the properties of
31 neutrinos, neutrons, and other subatomic particles.
32

33 U.S. nuclear scientists utilize a broad range of facilities to carry out the above research
34 programs. The two major facilities, RHIC at Brookhaven and CEBAF at Jefferson Lab,
35 are dedicated to probe the consequences of QCD for hot and cold strongly interacting
36 matter. These two relatively new world-class facilities are likely to remain at the forefront
37 of nuclear physics for the foreseeable future.
38

39 At present, individual DOE and NSF low-energy facilities carry out the program in
40 nuclear structure and astrophysics. A community of nuclear physicists proposes to build a
41 world-class FRIB to strengthen and focus the present activities and exploit new scientific
42 opportunities. Complementary to this activity is a set of new and challenging
43 experiments in fundamental physics carried out at a variety of facilities—some of which

²⁸These estimates of FRIB capability were presented by proponents from ANL and MSU in presentations to the committee and judged adequate by the committee.

1 are abroad. Within the United States, the advent of the Spallation Neutron Source (SNS)
2 and the prospect of building the Deep Underground Science Engineering Laboratory
3 (DUSEL) offer new opportunities for nuclear physicists pursuing these lines of research.
4

5 The construction of a US-FRIB of the capability discussed in this report will align the
6 national nuclear science agenda with world-class facilities in each of its three frontiers.
7 This is a sound strategy for maintaining a balanced program and one that will likely put
8 the U.S. nuclear science agenda in a unique leadership position worldwide. To effectively
9 utilize its investment in world class facilities, support for nuclear science at U.S.
10 universities must be strengthened to increase the participation of young researchers.
11 Otherwise, the cost of operating world-class facilities could put additional pressure on the
12 already tight research budget in nuclear physics, which creates and develops the needed
13 young researchers.
14

15 **Education, Training, and Workforce in Nuclear Science**

16

17 An NSAC subcommittee on education recently issued a comprehensive report on
18 “Education in Nuclear Science” after a 2-year study that included extensive surveys
19 among undergraduate, graduate students, postdoctoral fellows, and recent Ph.D.’s five to
20 ten years following their doctorates. One of its key recommendations deals with Ph.D.
21 production of nuclear physicists: “We recommend that the nuclear science community
22 work to increase the number of new Ph.D.’s in nuclear science by approximately 20%
23 over the next five to ten years.”²⁹ This remark was based on an analysis of the current
24 demographics of the field and a projection of future demand using expected retirements
25 and growth in university and laboratory staff with expertise in nuclear physics. These
26 general expectations, however, are difficult to connect with the specific case of a U.S.
27 FRIB.
28

29 The demand for increasing production of nuclear scientists and engineers comes at a time
30 where much of the existing basic research and applied technology nuclear workforce is
31 approaching retirement. Indeed, Nuclear Regulatory Commission News (No. S-01-022)
32 reported that an estimated 76 percent of the nuclear engineering workforce (in industry)
33 will be at retirement age during the period from 2000 to 2010. This projection does not
34 directly affect the anticipated U.S. basic research community for a FRIB, but it does
35 highlight the important leverage that nuclear physics graduate-training programs have on
36 the much larger industry of nuclear energy. For instance, the aforementioned NSAC
37 report found that more up to two-thirds of the recipients of recent nuclear-physics Ph.D.s
38 were employed outside of the university and national laboratory system of basic research.
39

40 As exciting forefront research opportunities attract the best young minds, the construction
41 of a world-class FRIB in the U.S. will certainly enhance the nation’s capability for
42 attracting Ph.D. candidates to low-energy nuclear physics. It will allow for the training
43 of scientists with hands-on experience in experimental nuclear science at a time when
44 many accelerator facilities at universities have been ramped down or closed. The

²⁹DOE-NSF Nuclear Science Advisory Committee, *Education in Nuclear Science: A Status Report and Recommendations for the Beginning of the 21st Century*, 2004, pg. vii.

1 committee notes that the construction and operation of a large facility is not, in general, a
2 recipe for revitalizing the education and training aspects of a basic-research program.
3 The future NSAC long-range planning committee will need to evaluate how best to
4 maintain the vitality of the U.S. nuclear physics community while best deploying it to
5 address the most compelling science.³⁰ Without a forefront facility where nuclear
6 physicists are engaged in exciting research, it will be hard to attract able students to the
7 field.

8
9 Moreover, students trained in the science that drives a new FRIB fill an important niche
10 on the national need for nuclear scientists. These scientists have already made innovative
11 contributions in many areas such as nuclear medicine, stockpile stewardship, homeland
12 security, and nuclear energy.

13
14 In a final note, the committee considered the broader impact of a U.S. FRIB in light of
15 the national attention on economic competitiveness, recently highlighted in a report by
16 the National Academies—*Rising Above the Gathering Storm: Energizing and Employing
17 the America for a Better Future*. The *Gathering Storm* report argued that strong public
18 support of basic research can help fuel the national economic engine; one of the
19 suggested pathways was through technological developments that occur as part of the
20 progress of science and engineering. While it is nearly impossible to argue that any one
21 specific investment is critically necessary to maintain the future health of the enterprise,
22 the committee does recognize the value of a U.S. FRIB as one element of a much broader
23 portfolio in the physical sciences.
24

³⁰The nuclear physics community is not alone in facing this issue. Elementary-particle physics has embraced one solution, described in the NRC report *Revealing the Hidden Nature of Space and Time: Charting the Course for Elementary Particle Physics*. The U.S. fusion science community is addressing this issue in a planning process described in the report *Plan for U.S. Fusion Community Participation in the ITER Program*.

1
2
3
4
5
6
7
8
9
10
11

CHAPTER 5

Findings and Conclusions

We are entering a new era in low-energy nuclear physics research with the advent of facilities capable of providing beams of radioactive, or unstable, atomic nuclei. These exotic nuclear species can be studied themselves or used to induce nuclear reactions to access still more exotic nuclei. These new developments can open up new frontiers in nuclear physics research -- both basic and applied.

Policy Context

The Rare-isotope Science Assessment Committee (RISAC) was charged by the National Academies, the Department of Energy (DOE), and the National Science Foundation (NSF) to define a scientific agenda for a U.S.-sited facility for rare-isotope beams (see Appendix A for the charge). A U.S. facility for rare-isotope beams (FRIB) was identified as a priority in the 2002 NSAC long-range plan, where it was further ranked as the “highest priority for new construction” and the second overall (after support of the operating facilities, RHIC, CEBAF, and NSCL and the university research programs). A large and active segment of the nuclear physics community has worked to develop a scientific case in support of a version of a FRIB called RIA. Two strong efforts by groups interested in hosting RIA have developed facility plans and the required technology for a U.S. FRIB. These groups had developed impressive technical plans with significant similarities, each incorporated a 400 MeV/A superconducting radio frequency linear accelerator driver and capabilities to produce rare-isotopes by in-flight fragmentation, the traditional “Isotope Separator Online” technique, and gas stopping and reacceleration. The expected cost of either facility was about \$1.1 billion.

After RISAC began its work DOE announced that it intended to pursue a FRIB at about half the cost, with funds for project engineering definition not to begin until 2011. In response to these new guidelines for a U.S. FRIB, both groups proposing a FRIB presented the committee with new plans for a smaller facility based on a 200 MeV/A linac and somewhat reduced experimental capabilities. Although the committee could not review these preliminary design concepts in detail, it is important to note that both plans significantly scaled back the multi-user capabilities of the facility in order retain as much of the intensity and diversity of rare-isotopes as possible. Thus, the suggested designs for a FRIB would have much reduced access compared to the earlier RIA proposals. On the other hand, this approach could engender a useful series of upgrades. While arguments can be mustered about the dire consequences of delay, experience shows that it is not always a bad choice, especially when accounting for the uncertainties in any predictions about the future of science. For these reasons and because it lay outside the charge, the committee chose not to specifically evaluate the consequences of the proposed change in schedule. Healthy stewardship of the U.S. nuclear science

1 community and continued exploitation of the key scientific opportunities will be matters
2 that NSAC will need to consider carefully in its next long-range plan.

3
4 In response to these events and the charge, the committee has proceeded to assess the
5 science that could be accomplished with a reduced scope FRIB as described by the
6 proponents, taking account of the time frame consistent with a 2011 start for engineering
7 definition. The committee was not charged to recommend a specific facility, or to make
8 recommendations about the utility of a FRIB in comparison to other possible initiatives
9 for U.S. nuclear science. Indeed, a new long range planning process for nuclear science
10 will begin in the coming months and the community will have the opportunity to assert
11 its priorities.

14 ***Scientific Context***

15 Nuclear structure physics as pursued at a FRIB aims to describe nuclei as a collection of
16 neutrons and protons. Current theoretical approaches are much more powerful than the
17 pioneering models developed in the 1940s and 1950s. The nuclear structure approach is
18 still the most appropriate way to understand much of nuclear physics from ordinary
19 nuclei to neutron stars. Understanding nuclear matter in this regime is of great interest to
20 nuclear astrophysicists and to experimentalists who attempt to exploit the atomic nucleus
21 as a laboratory for fundamental interactions. For instance, a better characterization of
22 nuclear structure will play an essential role in correctly extracting the true nature of the
23 neutrino's mass from neutrinoless double-beta decay experiments now in development.
24 This is a fundamental issue with significant implication for physics beyond the Standard
25 Model. Beginning more than a decade ago the U.S. nuclear structure community along
26 with colleagues interested in important problems in nuclear astrophysics and the
27 fundamental interactions proposed that a new rare-isotope accelerator be built in the
28 United States. This facility would produce a wide variety of high quality beams of
29 unstable isotopes at unprecedented intensities. The proponents of a FRIB argue that the
30 science goals driving these subjects, and nuclear structure in particular, require a new
31 class of experiments to elucidate the structure of exotic, unstable nuclei to complement
32 the studies of stable nuclei that have been the primary focus of the subject in the past
33 century. A facility with this capability could also provide critical information on the very
34 unstable nuclei that must be understood in order to understand the origin of the nuclear
35 abundance observed in the universe. This facility would produce abundant samples of
36 specific isotopes, which can serve as laboratories for studying fundamental symmetries
37 and for applications.

40 ***Response to the Charge***

41
42 ***The committee was asked to define a scientific agenda for a U.S. domestic rare-isotope***
43 ***facility taking into account current government plans.***

1 The committee concludes that a next generation, radioactive beam facility of the type
2 embodied in the US FRIB concept represents a unique opportunity to explore the nature
3 of nuclei under conditions that previously only existed in supernovae and to challenge
4 our knowledge of nuclear structure by exploring new forms of nuclear matter. While a
5 facility capable of intense beams of a wide variety of radioactive nuclei will clearly
6 impact many areas of science and technology, the committee identified several key
7 science drivers.

- 8
- 9 • In *nuclear structure*, a FRIB would offer a laboratory for exploring the limits of
10 nuclear existence and identifying new phenomena, with the possibility that a more
11 broadly applicable theory of nuclei will emerge. FRIB would investigate new
12 forms of nuclear matter such as the large neutron excesses occurring on the
13 surfaces of nuclei near the neutron drip line, thus offering the only laboratory
14 access to matter made of pure neutrons; FRIB might lead to breakthroughs in the
15 ability to fabricate the super heavy elements that are expected to exhibit unusual
16 stability in spite of huge electrostatic repulsion.
- 17 • A FRIB would lead to a better understanding explosive nucleosynthesis in
18 *nuclear astrophysics* by creating exotic nuclei that, until now, have existed only
19 in nature's most spectacular explosion, the supernova. A FRIB would offer new
20 glimpses into the origin of the elements, which are mostly produced in processes
21 very far from nuclear stability and which are barely within reach of present
22 facilities. A FRIB would also probe properties of nuclear matter at extreme
23 neutron richness similar to that found in neutron stars.
- 24 • Experiments addressing questions of the *fundamental symmetries of nature*
25 would likewise be explored at a FRIB through the creation and study of certain
26 exotic isotopes. These nuclei could be important laboratories for basic
27 interactions because aspects of their structure greatly magnify the size of the
28 symmetry-breaking processes being probed. For example, an explanation for the
29 observed dominance of matter over antimatter in the universe could be sought in
30 experiments seeking to detect a permanent electric dipole moment in heavy
31 radioactive nuclei.

32

33 A successful scientific program in these areas would require significant theoretical input
34 from nuclear structure physicists.

35

36 Last but not least, a U.S.-based FRIB facility, capable of producing high specific activity
37 samples of exotic isotopes, can contribute to research in the national interest. The
38 applications of rare-isotope technology could influence many areas including medical
39 research, national security, energy production, materials science, and industrial processes.
40 It will provide an important contribution to the education and training of future U.S.
41 scientists in the physics of nuclei. The aspects of nuclear physics addressed by the FRIB
42 community directly impact the basic science knowledge base relevant for nuclear reactors
43 and nuclear weapons.

44

45 As part of the overall strategy for nuclear science in the United States, the committee
46 believes that the U.S. should plan for, and develop the technologies for, a national facility

1 for rare-isotope science of the type embodied in the FRIB concept. The overall scientific
2 priority for this facility will be evaluated in a forthcoming NSAC study developing a
3 long-range plan for the field.

4
5
6 ***The committee was asked to address the importance that FRIB would have in the***
7 ***future of nuclear physics, considering the field broadly.***

8
9 It is useful to recall the primary mission of nuclear science: “To explain the origin,
10 evolution and structure of the baryonic matter of the universe.”³¹ Clearly restrained by its
11 charge (see Appendix A), the committee did not evaluate the relative importance of a
12 FRIB compared to other major initiatives in nuclear physics. However, the committee
13 does comment here on the role that a FRIB would play in the future of the field.

14
15 Nuclear science of the 21st century tackles this question through three broad and
16 complementary research frontiers: (i) The exploration of quantum chromodynamics and
17 its implications and predictions for the origin of matter in the early universe, quark
18 confinement, the structure of hadrons, and the nature of strong force; (ii) The study of
19 nuclei and nuclear astrophysics, which explores the structure and limits of nuclei, the
20 origin of the elements, and the evolution of the cosmos; and (iii) The formulation of the
21 Standard Model and its possible extensions as they are manifested in the properties of
22 neutrinos, neutrons, and other subatomic particles. These three frontiers, and the
23 facilities that explore them, are the pillars of the field. In order to make progress on a
24 broad front, investments are needed in all these three areas. The modern nuclear physics
25 facilities RHIC and CEBAF provide the state-of-the-art experimental tools to address the
26 first of these nuclear science frontiers; FRIB with its ability to produce groundbreaking
27 research on nuclei far from stability would provide similar world-class opportunities for
28 the second. Thus, by creating and characterizing a broad range of exotic nuclei, a FRIB
29 would contribute directly to nuclear physics’ quest to understand the multi-body
30 phenomena that underpin all nuclei. A variety of instruments and experiments underway
31 or planned will address the third frontier.

32
33 The committee believes that studies of nuclei and nuclear astrophysics constitute a vital
34 component of the nuclear science portfolio in the U.S. Failure to pursue such a capability
35 will not only lead to the forfeiture of U.S. leadership but will likely erode our current
36 capability and curtail the training of future American nuclear scientists. The federal
37 research agencies (primarily DOE’s Office of Science and the National Science
38 Foundation) have a responsibility to address the major science questions that the
39 committee has identified; in particular, DOE and NSF as a whole have the responsibility
40 to assure a competence in nuclear science necessary to support the national interests of
41 the United States.

42
43

³¹DOE-NSF Nuclear Science Advisory Committee, *Guidance for Implementation of the 2002 Long Range Plan*, 2005.

1 ***The committee was asked to address the role of a US FRIB in the context of***
2 ***international efforts in this area***

3
4 Other countries throughout the world are aggressively pursuing rare-isotope science,
5 often as their highest priority in nuclear science, attesting to the significance accorded
6 internationally to this exciting area of research. The remarkable technical innovations
7 developed for RIA appear to be directly applicable to the FRIB concept and could enable
8 the U.S. to maintain its position among the leaders in this highly competitive field.

9
10 The committee concludes that a U.S. facility for rare-isotope beams along the lines
11 presented to the committee would be complementary to existing and planned
12 international efforts. A FRIB would offer unique technical capabilities to the American
13 region. As a partner among equals, a U.S. rare-isotope facility constructed in the next
14 decade could be well matched to compete with the new initiatives in Asia and Europe and
15 would support world-leading scientific thrusts within the United States. Additionally, the
16 committee heard testimony that global “demand” for radioactive beams exceeds projected
17 “supply.”

18
19 The committee concludes that the science addressed by a rare-isotope facility, most likely
20 based on a heavy ion linac driver, should be a high priority for the United States. The
21 facility for rare-isotope beams envisaged for the United States would provide capabilities
22 unmatched elsewhere that will directly address the key science of exotic nuclei.
23

1
2
3
4
5
6
7
8
9
10

APPENDIXES

1
2
3
4
5
6
7
8
9
10
11
12
13
14
15
16
17
18
19
20
21
22
23
24
25
26
27
28

APPENDIX A

Charge to the Committee

The committee will define a scientific agenda for a U.S. domestic rare-isotope facility, taking into account current government plans. In preparing its report, the committee will address the role that such a facility could play in the future of nuclear physics, considering the field broadly, but placing emphasis on its potential scientific impact on nuclear structure, nuclear astrophysics, fundamental symmetries, stockpile stewardship and other national security areas, and future availability of scientific and technical personnel. The need for such a facility will be addressed in the context of international efforts in this area.

In particular, the committee will address the following questions:

- What science should be addressed by a rare-isotope facility and what is its importance in the overall context of research in nuclear physics and physics in general?
- What are the capabilities of other facilities, existing and planned, domestic and abroad, to address the science agenda? What scientific role could be played by a domestic rare-isotope facility that is complementary to existing and planned facilities at home and elsewhere?
- What are the benefits to other fields of science and to society of establishing such a facility in the United States?

1
2
3
4
5
6
7
8
9
10
11
12
13
14
15
16
17
18
19
20
21
22
23
24
25
26
27
28
29
30
31
32
33
34
35
36
37
38
39
40
41
42
43
44
45

APPENDIX B

Meeting Agendas

**FIRST MEETING
WASHINGTON, D.C.
December 16-17, 2005**

Friday, December 16

Closed Session

- 8:00 a.m. Welcome and plans for the meeting
—J. Ahearne and S. Freedman, Co-chair
- 8:15 Committee balance and composition discussion
—D. Shapero, Director, Board on Physics & Astronomy
- 9:15 Introduction to the NRC
—T.I. Meyer, Sr. Prog. Officer, Board on Physics & Astronomy
- 9:30 General discussion
- 9:45 *Break*

Open Session

- 10:00 Perspectives from DOE / Nuclear Physics
—D. Kovar, Assoc Director, DOE Office of Nuclear Physics
- 10:30 Perspectives from NSF / Physics
—J. Dehmer, Director, NSF Division of Physics
- 11:00 Perspectives from OMB
—J. Parriott, Budget Examiner, Office of Management & Budget
- 11:30 General discussion
- 12:00 p.m. Lunch
- 1:00 Perspectives from OSTP
—R. Dimeo, Asst Dir, Physical Sciences and Engineering, OSTP
- 1:30 Nuclear physics context of rare-isotope science
—J. Symons, Lawrence Berkeley National Laboratory, and
Chair, NSAC Long-Range Planning report (2002)
- 2:15 Perspectives from Capitol Hill
—M. Holland, Chairwoman’s Staff, House Science Committee
- 2:45 General discussion
- 3:15 *Break*
- 3:30 Public comments from user groups
- 4:30 Public comments from major facilities
- 5:30 Other public comments
- 6:00 Adjourn

Saturday, December 17

1

2 *Open Session*

3

4 8:30 a.m. International context of rare-isotope science
5 —P. Bond, Brookhaven National Laboratory, and
6 Chair, NSAC RIA/GSI comparison report (2004)

7 9:00 Discussion

8

9 *Closed Session*

10

11 9:45 Initial impressions
12 —J. Ahearne, S. Freedman

13 10:30 Discussion of work plan

14 12:30 p.m. Lunch

15 1:30 Adjourn

16

17

18 **SECOND MEETING**
19 **IRVINE, CALIFORNIA**
20 **February 11-12, 2006**

21

22 **Saturday, February 11**

23

24 *Closed Session*

25

26 8:30 a.m. Welcome and plans for the meeting
27 —John Ahearne and Stuart Freedman, Co-chairs

28 8:45 Initial discussions

29 9:15 Break

30

31 *Open Session*

32

33 9:30 Rare-isotope Science in the Context of Nuclear Physics
34 —Rick Casten

35 10:00 Discussion

36 10:30 The Rare-isotope Accelerator facility

37 —Jerry Nolen

38 11:00 Discussion

39 11:45 Lunch

40 12:45 p.m. Rare-isotope Science: Nuclear Structure (experiment)

41 —Brad Sherrill

42 1:15 Rare-isotope Science: Nuclear Structure (theory)

43 —Erich Ormand

44 1:45 Discussion

45 2:15 Rare-isotope Science: Nuclear Astrophysics

46 —Hendrik Schatz

- 1 2:45 Rare-isotope Science: Astronomy & Astrophysics
2 —John Cowan (by telephone)
3 3:15 Discussion
4 3:45 Break
5 4:00 Rare-isotope Science: Stockpile Stewardship
6 —David Crandall
7 4:30 Discussion
8 5:00 Rare-isotope Science: Fundamental Symmetries
9 —Guy Savard
10 5:30 Discussion
11 6:30 Adjourn
12

Sunday, February 12

13
14
15 *Open Session*

- 16
17 8:45 a.m. Rare-isotope Science & Technology: Additional Applications
18 —Larry Ahle
19 9:15 Discussion
20 9:45 Guidance for Implementing NSAC Long-Range Plan
21 —Bob Tribble, Texas A&M University, and
22 Chair, Report of the NSAC subcommittee (2005)
23 10:15 Discussion
24 10:45 Break
25 11:00 Perspective on RIA and Nuclear Physics
26 —John Schiffer, Argonne National Laboratory, and
27 Chair, 1999 NRC Survey
28 11:30 General Discussion
29 12:00 p.m. Lunch
30

31 *Closed Session*

- 32
33 1:00 Committee deliberations
34 4:30 Adjourn
35

36
37 **THIRD MEETING**
38 **WASHINGTON, D.C.**
39 **MARCH 12-13, 2006**
40

41 **Sunday, March 12**

42
43 *Closed Session*

- 44
45 8:30 a.m. Welcome and plans for the meeting
46 —John Ahearne and Stuart Freedman, Co-chairs

12/08/2006

UNEDITED PREPUBLICATION: FINAL WORDING SUBJECT TO CHANGE

- 1 8:45 Initial discussions
2 9:15 Break
3
4 *Open Session*
5
6 9:30 New Developments in Planning for RIA
7 —Dennis Kovar and Joel Parriott
8 10:30 Two Views on “The Elements of RIA: Options for Staging or Descoping”
9 10:30 The View from MSU
10 —Konrad Gelbke, Michigan State University
11 11:00 The View from Argonne
12 —Don Geesaman, Argonne National Laboratory
13 11:30 Discussion
14 12:00 p.m. Lunch
15 1:00 The Role of Nuclear Structure in the Science Case for RIA
16 —Francesco Iachello
17
18 *Closed Session*
19
20 2:00 Discussion
21 6:30 Adjourn
22

Monday, March 13

- 23
24
25 *Closed Session*
26
27 8:30 a.m. General discussions
28 10:00 Break
29 10:30 General discussions
30 11:45 Lunch
31 1:00 p.m. Adjourn
32
33

**FOURTH MEETING
VANCOUVER, BRITISH COLUMBIA, CANADA
JULY 14-15, 2006**

Friday, July 14

- 34
35
36
37
38
39
40 *Closed Session*
41
42 9:00 a.m. General discussion
43
44 *Open Session*
45
46 11:00 Perspectives from TRIUMF

1 —Jean-Michel Poutissou, Associate Director
2 12:00 p.m. Lunch
3
4 *Closed Session*
5
6 1:00 General discussions
7 6:00 Adjourn
8
9 **Saturday, July 15**
10
11 *Closed Session*
12
13 9:00 am General discussions
14
15 *Open Session*
16
17 12:00 p.m. Lunch
18 1:00 Tour of TRIUMF
19 2:00 Adjourn
20
21
22
23

APPENDIX C

Representative List of Selected Operating and Planned World Facilities

NAME	REGION	LOCATION	TYPE	Driver	Accelerated RI Beams	STATUS	Comments
BFRIB	Asia	CHINA	ISOL	100 MeV, 200 uA cyclotron	SC Linac proposed	Construction from 2003	Up to 10 MeV/A for RIB
HIRFL/IMP	Asia	CHINA	IF	HI cyclotrons & Storage Ring & Cooler		Operating driver	1100 MeV/A for ¹² C & 540 MeV/A for ²³⁸ U driver
RARE/RIKEN	Asia	JAPAN	IF	HI Linac & K540 cyclotron & K70 AVF cyclotron		Operating	Provides intense A < 60 RIBs
RIBF/RIKEN	Asia	JAPAN	IF	cascade of K520, K980 and K2500 HI cyclotrons to 440 (LJ) & 350 (very HI) MeV/A	Phase II includes degraders, a gas catcher, e-RI Collider, polarized RI beams, etc.	Construction	Goal of up to 100 kW of U on target, Phase I operational in 2007, Phase II proposed
TRIAC/KEK-JAEA	Asia	JAPAN	ISOL	40-MeV 3-μA Tandem	18 GHz (CB-ECR) & SCRFQ & IH & SC linacs	Operating	Low energy RNBs up to 1.1 MeV/A are currently available and RNBs from 5 – 8 MeV/A are planned
VEC-RIB	Asia	INDIA	ISOL	K130 cyclotron to 400 keV/u	HI RFQ linac to 86 keV/u; IH linacs to 400 keV/u	Cyclotron exists, RFQ prototype operational, funded project	Photofission option for producing n-rich RIB under consideration. Phase-2 proposal for acceleration up to 2 MeV/A submitted.
CRC	Europe	BELGIUM	ISOL	30 MeV H- Cyclotron to 300 μA	K110 – Cyclone cyclotron	Operating	Up to 9 kW on Target & RIBs accelerated from 0.2 to 12 MeV/A
DRIBS, DUBNA	Europe	RUSSIA	IF & ISOL	U400 & U400M & U200 HI cyclotrons	RIB can be accelerated in U400 cyclotron	Operating	Also uses photofission technique with the MT25 microtron
EURISOL	Europe	EU	ISOL	LINAC providing 1 GeV protons with up to 5 MW & multiple 100 kW targets	SC Linac	4 year Design study funded in 2005	Continuous energies between keV/u & 100 MeV/A for m < 130
EXCYT	Europe	LNS/ITALY	ISOL	HI SC K=800 cyclotron up to 1.3 kW on target	15 MV tandem	Operating	Negatively charged RIBs can be accelerated to ~0.2 to 8 MeV/A

1
2
3
4

UNEDITED PREPUBLICATION: FINAL WORDING SUBJECT TO CHANGE

12/08/2006

GSI	Europe	GERMANY	IF	Uranium to 1 GeV/u			Operating		Increase RIB intensity by up to 10,000 & energy by factor of 15 over present facility scheduled completion 2014
FAIR/GSI	Europe	GERMANY	IF	Uranium to 2 GeV/u for fragmentation	Synchrotrons		Construction will start in Fall 2007		
ISOLDE	Europe	CERN/EU	ISOL	1.4 GeV Synchrotron with up to 2 μA average	REX-ISOLDE LINAC at 3.1 MeV/A		Operating		Accelerator upgraded to 3.1 MeV/A & (5 MeV/A planned) & up to 4 kW on target
MAFF	Europe	GERMANY	ISOL	Munich Research Reactor FRM-II	REX-ISOLDE concept with 3.7 to 5.9 MeV/A		Planned		ISOL using reactor neutrons as primary driver beam
GANIL /SPIRAL	Europe	FRANCE	ISOL/IF	HI cyclotrons producing up to 95 MeV/A	CIME Cyclotron for 1.7 to 25 MeV/A with A<80 and 1.7 to 10 MeV/A for A~100-150		Operating		ISOL accelerated to E<25 MeV/A with A<80 & IF produces RIB with A<100 having E<100 MeV/A
SPIRAL 2	Europe	FRANCE	ISOL	SC LINAC produces 40 MeV & 5 mA deuterons ; and 1 mA HI up to 14.5 MeV/A	CIME Cyclotron for 1.7 to 25 MeV/A with A<80 and 1.7 to 10 MeV/A for A~100-150		Construction phase		Operation planned for 2011-2012; budgeted for 130M euros
HRIBF	North America	ORNL, USA	ISOL	42 MeV ORIC cyclotron	25 MV Tandem		Operating		Actinide targets used to produce neutron-rich beams
ISAC I	North America	CANADA	ISOL	100 uA, 500 MeV Cyclotron	LINAC to 2.0 MeV/A		Operating		Routinely operates with 35 kW primary beam power at target
ISAC II	North America	CANADA	ISOL	Accelerates ISAC I beams	SC Linac brings energy to 6.5 MeV/A for A<150		Construction		4.3 MeV/A begins operation in 2006 & 6.5 MeV/A scheduled for 2009
NSCL (MSU)	North America	MSU, USA	IF	HI coupled SC cyclotrons 80 to 160 MeV/A for LI & 90 MeV/A for U			Operating		Gas catcher for slow beams operational, includes A1900 separator
RIA	North America	USA	ISOL/IF	400 kW, LINAC providing 400 MeV/A HI & LI or 900 MeV p	Linac chain		Proposed		E<20 MeV/A for reaccelerated RIBs with A<60 , 12 MeV/A for A<240, & >20 MeV/A for in-flight RIBs
SPES	Europe	ITALY	ISOL	100 MeV proton beam on UC _x target	SC linac to > 20 MeV/A		Proposed		10 ¹³ – 10 ¹⁴ f/s for mass region 80 – 160; A/q = 1 – 3

1
2
3
4
5

1

2

3

APPENDIX D

4

Glossary

5

6 **β NMR:** In general, nuclear magnetic resonance enables the study of local magnetic and
7 electronic environments in condensed matter through the measurement of the spin
8 precession and relaxation of a probe nucleus. In β -NMR, a beam of appropriate
9 radioactive, beta decaying nuclei are created, then are highly polarized, for example, by
10 tuned laser hyperfine interaction with the radioactive atoms, and are finally implanted at
11 the correct depth/sites in the material under study. The temporal response of the nuclear
12 spin to the local environment is followed through the detection of beta decay electrons
13 preferentially emitted anti-parallel to the nuclear spin thereby tracking the probe's spin
14 response to its environment. This method has much in common with muon-spin
15 resonance where polarized muons are used as the local probe. In both cases, detection
16 efficiencies are as much as ten orders of magnitude greater than conventional NMR.

17

18 **Density functional theory (DFT):** a quantum mechanical method used in physics and
19 chemistry to investigate the detailed structure of many-body systems. The main idea of
20 DFT is to describe an interacting system of fermions via its density and not via its many-
21 body wave function.

22

23 **Exotic nucleus:** A nucleus whose proton number (Z) and neutron number (N) are
24 different from those nuclei in valley of stability. Often used synonymously with “far from
25 stability” or “rare-isotope”. Such nuclei are unstable and hence decay to more stable
26 configurations

27

28 **Fast Breeder and Fast Neutron Reactor:** The fast breeder reactor is a type of fast
29 neutron reactor designed to produce more fissile material than it consumes. More
30 generally, in fast neutron reactors, fast neutrons maintain the chain reaction. This kind of
31 reactor requires no moderator, but rather uses enriched fuel and has an efficient neutron
32 “economy.” In the fast reactor, excess neutrons can be used to produce extra fuel, as in
33 the fast breeder reactor, to transmute long-half-life waste to less troublesome isotopes, or
34 both.

35

36 **Electron Volt (eV):** The energy acquired by an electron accelerated through a potential
37 difference of 1 Volt. Using the standard system of measurement prefixes, the following
38 also holds: keV = one thousand eV; MeV = one million eV; GeV = one billion eV.

39

40 **Fission:** Refers here to a process in which the heavy nucleus rapidly divides into two
41 lighter species of roughly equal mass, releasing energy.

42

43 **Fragmentation:** the name of a nuclear reaction process in which the primary high energy
44 heavy ions irradiate targets of light materials such as lithium or carbon. The breakup of

1 the heavy ion produces short lived nuclear fragments that have approximately the primary
2 beam velocity. Fragmentation is the opposite of the spallation reaction.

3
4 **Gas catcher ion source:** high-energy rare-isotopes can be decelerated by solid absorbers
5 to low energy and finally slowed to rest in pure helium gas. Rare-isotopes stopped in this
6 way remain charged and can be extracted quickly from the helium gas by a combination
7 of electric fields and gas flow. Such a “gas catcher ion source” provides high quality
8 beams of rare-isotopes of any element except helium.

9
10 **Inertial Fusion:** The idea of achieving controlled fusion through the tailored implosion
11 of small deuterium-tritium capsules driven by lasers, ion beams, or pulsed power. There
12 are several schemes including direct drive, indirect drive, and ‘fast ignition,’ depending
13 on how the lasers (for instance) are used to deposit their energy and drive the capsule.

14
15 **Isomer:** a metastable nuclear excited state. Isomers can play significant roles in nuclear
16 reaction kinetics in astrophysics and stockpile stewardship applications. Isomers can also
17 have technological significance – e.g. the SPECT gamma emitting isomer ^{99m}Tc .

18
19 **In-flight:** refers to a production method in which the fragmented exotic nuclei directly
20 exit the production target at velocities similar to those of the primary beam and are
21 isotopically separated and then directly used for experiments.

22
23 **ISOL:** Isotope separation on-line: A production method for exotic nuclei in which the
24 nuclei are produced (often by the collision of an energetic light ion with a high Z target)
25 in a thick hot target. These rare species diffuse out of the target, are ionized, and
26 extracted to form a beam for re-acceleration. Limitations arise due to the time required
27 (relative to the lifetimes of some exotic nuclei) of the diffusion process, the near
28 impossibility of extracting refractory elements (those elements which are not sufficiently
29 volatile at the elevated temperatures to effuse out of the ISOL target and diffuse into the
30 ion source), and the peculiarity of the chemistry and surface physics of each element
31 produced. For those nuclei that can be extracted by this method, it often provides the
32 most intense beams.

33
34 **Linac:** short for “linear accelerator”, which is a device used to accelerate ions or
35 electrons. This type of accelerator is “straight” and comprises a series of resonators or
36 cavities that provide the acceleration via high frequency electric fields. One of its
37 principle advantages is the ease with which the accelerated beam can be extracted from
38 the accelerator.

39
40 **Monoclonal Antibody:** These are antibodies derived from a single kind of immune cell
41 that in turn is a clone of a single cell. In principle able to bind specifically to any antigen
42 (such as produced by cancers), they can both detect and target cancer cells by radio-
43 immunotherapy.

44
45 **Mössbauer Effect:** the recoil-free, resonant emission and absorption of narrow line-
46 width gamma rays by atoms bound in cooled solids.

1

2 **PAC (Perturbed Angular Correlation):** In PAC, one studies the effect on the angular
3 correlations in the γ - γ decay of radioactive probe atoms due to perturbations induced by
4 the neighboring atoms.

5

6 **Positron Emission Tomography:** A medical imaging method where a metabolically
7 active compound is tagged with radionuclide decaying via positron emission. The
8 positrons in turn annihilate with electrons mainly producing nearly back to back gammas
9 that are detected in coincidence and used for the 3D tomographic reconstruction of the
10 local metabolic activity. ^{11}C , a typical PET nuclide, with a lifetime of 20.3 minutes, may
11 be produced via $^{14}\text{N}(p,\alpha)$.

12

13 **Re-accelerated beam:** a mode of operation for a rare-isotope facility based on bringing
14 short-lived isotopes at rest via irradiation of targets with a primary beam, and then using a
15 second or “post” accelerator to create beams of these stopped isotopes at the energies
16 required for nuclear science or other applications. Re-acceleration can follow either an
17 ISOL or gas catcher method.

18

19 **Reaction notation (n, γ), (n,xn), (n,p), etc.:** In nuclear reactions that have two bodies
20 interacting to produce two bodies in the final state, we denote the reaction as (x,y) with x,
21 y being the light bodies entering and leaving the reaction viz. $n + ^{88}\text{Y} \rightarrow ^{89}\text{Y} + \gamma$, or $^{88}\text{Y}(n,$
22 $\gamma)^{89}\text{Y}$. This is an example of a (n, γ) reaction on the nucleus ^{88}Y .

23

24 **Spallation:** a nuclear reaction process in which high-energy light ion such as a proton or
25 deuteron irradiates a thick target of heavier nuclei to produce rare-isotopes. Spallation is
26 differs from fragmentation in that the heavy nucleus is at rest in the case of spallation.

27

28 **Specific Activity:** the fraction of radioactive atoms in a sample that have a specifically
29 desired radioactive property.

30

31 **s-process:** The s-process or slow-neutron-capture-process is a nucleosynthesis process
32 that occurs at lower neutron density, lower temperature conditions in stars. Under these
33 conditions the rate of neutron capture by atomic nuclei is slow relative to the rate of
34 radioactive beta-decay.

35

36 **SPECT (Single Photon Emission Computed Tomography):** Here a gamma emitter
37 such as $^{99\text{m}}\text{Tc}$ is attached to a biologically active compound aimed at specific tissues or
38 biochemical pathways. The spatial and angular dependence of the gamma emission is
39 then “inverted” to produce a metabolism dependent 3D image of the target.

40

41 **Statistical reaction model:** In cases where neutron cross sections on excited nuclei are
42 desired it is often sufficient to apply approximations based on the idea that the neutron
43 plus nucleus forms an intermediate ‘compound’ nucleus subject to simple statistical rules.
44 Hauser and Feshbach proposed a now widely applied statistical reaction model in 1952.

45

1 **Storage rings:** In this context refers to the storage of energetic exotic nuclei for use in
2 experiments. The energetic nuclei are guided in a circular orbit by magnetic fields. A
3 storage ring has the advantage that thin targets can be used since the beam of exotic
4 nuclei can be cooled and re-circulated to pass through the same target thousands of times.
5 It has the disadvantage that it is typically limited to exotic nuclei with half lives the order
6 tenths of seconds or more.

7
8 **Surrogate method:** In cases where it is difficult to directly measure a desired cross
9 section because the target has too short a lifetime, or is otherwise can't be obtained, it
10 sometimes possible to infer the cross section from a surrogate reaction that exploits
11 different initial particles, but shares a common intermediate product nucleus with the
12 desired reaction. As a point example of the surrogate method consider the partial cross
13 section for $n+^{155}\text{Gd} \rightarrow ^{156}\text{Gd}^{**} \rightarrow ^{156}\text{Gd}^{*} + \gamma$. One can infer the cross section from the
14 'inverse' neutron removal reaction $^3\text{He} + ^{157}\text{Gd} \rightarrow ^{156}\text{Gd}^{*} + \alpha + \gamma$, under the assumption that
15 the common intermediate excited nucleus, $^{156}\text{Gd}^{**}$ equilibrates (the Weisskopf – Ewing
16 approximation). Recently, the surrogate method has been experimentally and
17 theoretically revisited to successfully measure the energy dependent fission cross section
18 for $^{235\text{m}}\text{U}$. Furthermore, the equilibration and angular momentum constraint assumptions
19 that underlie the surrogate method have been the subject of experimental tests.

20
21 **Superconducting driver accelerator:** a high power primary accelerator or linac
22 employed for the production of rare-isotopes. In a superconducting linac, the acceleration
23 of the particles is provided by electric fields in a series of superconducting resonant
24 cavities. In a superconducting cyclotron the magnetic keeping the particles in circular
25 orbits is superconducting but the accelerating fields are created by room temperature
26 structures.

27
28 **2-step method:** A production method for exotic nuclei in which the primary beam
29 impacts a first target which produces secondary projectiles that produce exotic nuclei in a
30 secondary target. The most frequent case refers to a primary deuteron beam impinging on
31 a target nucleus to produce an intense beam of neutrons which bombards a heavy target
32 such as Uranium to produce exotic neutron rich nuclei. This technique has the advantage
33 of separating the area of intense beam heating (the first target) from the exotic nucleus
34 production target.

35
36

1
2

APPENDIX E

3 **Additional Remark on Clinical Use of Rare-isotopes**

4

5 The medical community is still investigating new isotopes for use in radiation therapy.
6 Recently, studies of the rare-isotope ^{149}Tb (terbium) were reported in the *European*
7 *Journal of Nuclear Medicine and Molecular Imaging* **1331**, 547 (2004). The primary aim
8 of the research headed by G.-J. Beyer, involved a collaboration between the ISOLDE
9 group at CERN and a group of medical was to examine the efficiency of ^{149}Tb -labeled
10 rituximab to specifically kill circulating single cancer cells or small cell clusters in vivo.
11 ^{149}Tb decays to alpha particles 17% of the time and has a half-life of 4.1 hours, which is
12 conveniently longer than some other alpha-emitting radionuclides (e.g., ^{213}Bi .) Lower
13 energy alpha particles, such as in ^{149}Tb decays, have been shown to be very efficient in
14 killing cells, and their short range means that minimal damage is caused in the
15 neighborhood of the target cells.

16

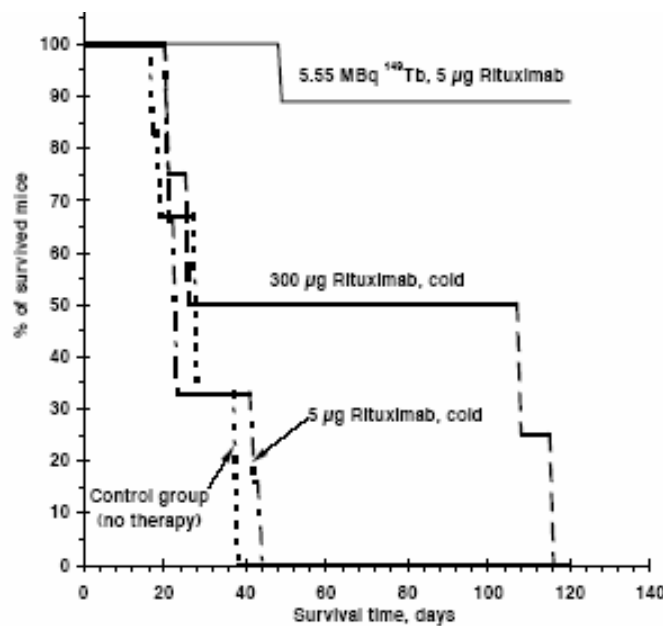
17 The ^{149}Tb for this study was produced by the on-line isotope separator facility ISOLDE at
18 CERN. Medical researchers from a variety of institutions, including the Sloan-Kettering
19 Cancer Center, collaborated with the CERN group. The study injected 26 female mice
20 with 5×10^6 Daudi cells, which would normally cause the mice to quickly develop lethal
21 lymphoma disease. The mice were separated into 4 groups: 6 received no further
22 injection (control group), 6 received 5 mg of rituximab, 4 received 300mg of rituximab,
23 and 0 received 5mg of rituximab labeled with radioactive ^{149}Tb with a decay rate of
24 5.5×10^6 decays/sec. These second injections were administered 2 days after the Daudi
25 cell inoculation. Rituximab is a monoclonal antibody that targets CD20 antigens which
26 are expressed in large numbers by the Daudi cells.

27

28 The dramatic results of the study are shown in Fig A.D.1 which shows the survival in
29 days of the mice in terms the percent surviving. All the mice except those receiving the
30 ^{149}Tb laced rituximab had perished by 120 days and approximately half had developed
31 macroscopic tumors. In the group treated with the ^{149}Tb labeled rituximab only one of the
32 nine had died, the remainder showed no pathological changes upon further examination.

33

34 The low-energy alpha particles and longer lifetime properties of ^{149}Tb made it the best
35 isotope available for performing this research. Rare-isotope facilities can examine many
36 more isotopes and can be expected to discover more particular isotopes with the ideal
37 chemical and radiological characteristics for treatment of disease.



1
2
3
4
5
6

Figure A4.1 Survival plot of mice grafted with 5×10^6 Daudi cells followed by different i.v. treatments 2 days subsequent.

1
2
3
4
5
6
7
8
9
10
11
12
13
14
15
16
17
18
19
20
21
22
23
24
25
26
27
28
29
30
31
32
33
34
35
36
37
38
39
40
41
42
43
44
45

APPENDIX F

Biographical Sketches of Committee Members

COMMITTEE MEMBERS

John F. Ahearne, Sigma Xi, The Scientific Research Society, *Co-Chair*

John Ahearne is the director of the Ethics Program for Sigma Xi, the Scientific Research Society and an adjunct scholar at Resources for the Future. His professional interests are reactor safety, energy issues, resource allocation, and public policy management. He has served as commissioner and chair of the U.S. Nuclear Regulatory Commission, system analyst for the White House Energy Office, Deputy Assistant Secretary of Energy, and Principal Deputy Assistant Secretary of Defense. Dr. Ahearne currently serves on the Department of Energy's Nuclear Energy Research Advisory Committee and chairs the University of California President's Council National Security Panel that provided oversight of the nuclear weapons programs of Los Alamos and Livermore National Laboratories. In addition, Dr. Ahearne has been active in several NRC committees examining issues in risk assessment. He is a fellow of the American Physical Society, Society for Risk Analysis, American Association for the Advancement of Science, American Academy of Arts and Sciences, and a member the American Nuclear Society and the National Academy of Engineering. Dr. Ahearne received his Ph.D. in physics from Princeton University.

Stuart J. Freedman, University of California at Berkeley, *Co-Chair*

Stuart Freedman is the Luis W. Alvarez chair of experimental physics at the University of California at Berkeley with a joint appointment to the Nuclear Science Division of the Lawrence Berkeley National Laboratory. He received his Ph.D. from Berkeley in 1972. His research experience spans nuclear and atomic physics, neutrino physics, and small scale experiments in particle physics, all focused on fundamental questions about the Standard Model. He was co-chair of the recent American Physical Society Neutrino Study and is a member of the NRC's EPP2010 committee. He is a member of the National Academy of Sciences.

Ricardo Alarcon, Arizona State University

Ricardo Alarcon is a Professor of Physics at Arizona State University. He did his undergraduate studies at the University of Chile and received his Ph.D. in 1985 from Ohio University. He did postdoctoral work at the University of Illinois at Urbana-Champaign until 1989 when he joined Arizona State University as an Assistant Professor. His research covers experiments in electromagnetic nuclear physics and more recently in fundamental neutron science. He has held visiting professor appointments at MIT in 1995-97 and 1999-2001 and served as Project Manager for the BLAST project at MIT-Bates during 1999-2002. He was a member of the DOE/NSF Nuclear Science Advisory Committee during 2001-2005. In 2003 he was elected a Fellow of the APS.

Peter Braun-Munzinger, Gesellschaft fur Schwerionenforschung (GSI)

1 Peter Braun-Munzinger is Division Head for Kernphysik 1 (nuclear physics) at GSI, the
2 Gesellschaft für Schwerionenforschung and Professor of Physics at the Technical
3 University in Darmstadt, Germany. He earned his Ph.D. in physics from the University of
4 Heidelberg in 1972. His research expertise is in the area of nuclear physics with
5 emphasis on ultra-relativistic collisions and detector development. Dr. Braun-Munzinger
6 has been spokesperson for several different nuclear physics experiments in the United
7 States and elsewhere and is a leading participant in the high-energy-density experiments
8 ALICE at CERN. Dr. Braun-Munzinger has also served on numerous program advisory
9 committees, several panels of the DOE/NSF advisory committee for nuclear physics,
10 NSAC, and has held faculty positions at the State University of New York at Stony
11 Brook. He is chair of KHuK, the committee for Nuclear and Hadron Physics in Germany.
12 Finally, he is a fellow of the American Physical Society and received the prize of the
13 Polish Ministry for Science in 2003.

14

15 **Adam S. Burrows, University of Arizona**

16 Adam Burrows is a professor of physics and astronomy at the University of Arizona. He
17 received his A.B. in physics from Princeton University in 1975, and his Ph.D. in physics
18 from Massachusetts Institute of Technology in 1979. His research is focused on
19 supernovae and on the formation of small objects such as brown dwarfs and extrasolar
20 planets. Dr. Burrows was a member of the theory panel of the 2000 Astronomy and
21 Astrophysics decadal survey, and has recently served as the chair of NASA's
22 roadmapping effort for the search for Earth-like planets.

23

24 **Richard F. Casten, Yale University**

25 Richard F. Casten is D. Allan Bromley Professor of Physics and Director of the Wright
26 Nuclear Structure Laboratory (WNSL) at Yale University. He received his Ph.D. from
27 Yale in 1967, and held positions domestically and in Europe before returning to Yale in
28 1995. He received the Humboldt Prize (Senior U.S. Award) in 1983, an Honorary
29 Doctorate from the University of Bucharest and is a Fellow of the APS, AAAS, and the
30 IOP(UK). He was chair of the Nuclear Science Advisory Committee (NSAC) from 2003–
31 2005, a member of NSAC from 1997–2001, and of the NSAC Long Range Plan Working
32 Groups in 1989, 1999 and 2001. He is Vice-Chair of the Division of Nuclear Physics of
33 the APS (Chair-elect in 2007, Chair 2008) and Associate Editor for Physical Review C.
34 He was a founder and Chair (1989–2003) of the IsoSpin Laboratory (ISL) Steering
35 Committee, Co-Chair of the RIA Users Organization Executive Committee (2002–2003)
36 and currently Chair. Among many other committees, he was Chair of the NUSTAR
37 Advisory Panel for GSI-FAIR (2003–2004), a member of panels (1999, 2005) to Review
38 UK Physics and Astronomy Research. Dr. Casten's has made major contributions to the
39 study of collective behavior in nuclei, to algebraic models (IBA, dynamical symmetries),
40 and to the study of correlations of nuclear observables, quantal phase transitions, critical
41 point symmetries, and the valence p-n interaction.

42

43 **Yanglai Cho, Argonne National Laboratory [Retired]**

44 Yanglai Cho is retired from Argonne National Laboratory and now chairs the technical
45 advisory committee for a project based in Darmstadt, Germany: the Facility for
46 Antiproton and Ion Research. His expertise is in accelerator science and technology; he

1 has played a leading role in the design and construction of proton, electron, and neutron
2 accelerators in the United States, Europe, and Asia. He has chaired numerous
3 international conferences on accelerator science and technology, including the
4 International Linac Conference in 1998. He also played a leading role in facilitating the
5 joint proposal between two agencies in the Japanese government that gave rise to the
6 Japan Proton Accelerator Research Complex, J-PARC.

7
8 **Gerald T. Garvey, Los Alamos National Laboratory**

9 Gerald Garvey is an experimental nuclear physicist and a senior fellow at Los Alamos
10 National Laboratory. He is expert in neutrino physics and nucleon-nucleon interactions as
11 well as being experienced in issues of science policy. Dr. Garvey served for two years as
12 assistant director for physical sciences in the White House Office of Science and
13 Technology Policy. He has also served on the Brookhaven National Laboratory's
14 Program Advisory Committee and is familiar with the scientific and technical aspects of
15 large experimental nuclear physics facilities. He was director of the Los Alamos Meson
16 Physics Facility (LAMPF) from 1985 to 1990 and is a former director of Argonne
17 National Laboratory's physics division. He earned his Ph.D. from Yale University in
18 1962.

19
20 **Wick C. Haxton, University of Washington**

21 Wick Haxton received his Ph.D. in physics from Stanford University in 1976, followed
22 by seven years as a research associate, Oppenheimer Fellow, and staff member in the
23 Theory Division of Los Alamos National Laboratory. In 1984, he joined the University of
24 Washington, where he directed the Department of Energy's Institute for Nuclear Theory
25 from 1991-2006. He is currently professor of physics and a Senior Fellow of the INT.
26 His research interests include atomic and nuclear tests of symmetry principles and
27 conservation laws, nuclear and neutrino astrophysics, and many-body techniques. Dr.
28 Haxton chaired the APS Division of Nuclear Physics in 1992 and the APS Division of
29 Astrophysics in 1996, and is a former APS General Councilor. He was awarded the Hans
30 Bethe Prize of the APS in 2004. He is a member of the National Academy of Sciences,
31 Fellow of the American Academy of Arts and Sciences, and a past Guggenheim Fellow
32 (2000). Current he is an editor for Physics Letters and serves on the Board on Physics
33 and Astronomy of the National Academies.

34
35 **Robert L. Jaffe, Massachusetts Institute of Technology**

36 Robert Jaffe is the Jane and Otto Morningstar Professor of Physics at Massachusetts
37 Institute of Technology, where he has been Chair of the Faculty and Director of the
38 Center for Theoretical Physics. His research specialty is the theoretical physics of
39 elementary particles, especially the dynamics of quark confinement, the Standard Model,
40 and the quantum structure of the vacuum. He has also worked on the quantum theory of
41 tubes, the astrophysics of dense matter, and many problems in scattering theory. Dr. Jaffe
42 received his A.B. from Princeton University, and his M.S. and Ph.D. degrees from
43 Stanford University. He has served on the program advisory committees of several
44 national laboratories including the Stanford Linear Accelerator Center and Brookhaven
45 National Laboratory. At present he chairs the Science and Technology Steering
46 Committee of Brookhaven Science Associates. For a decade he chaired the Advisory

1 Council of the Physics Department of Princeton University. Since 1996, Dr. Jaffe has
2 been an advisor to and Visiting Scientist at the RIKEN-Brookhaven Research Center. He
3 spent the fall term of 1997 on leave from MIT at the RIKEN-Brookhaven Center, and
4 was a Resident at the Rockefeller Foundation Center at Bellagio in the Fall of 2004. Dr.
5 Jaffe is a fellow of the American Physical Society and the American Association for the
6 Advancement of Science, and has been highly recognized for his teaching of
7 undergraduates at MIT.

8
9 **Noemie B. Koller, Rutgers, The State University of New Jersey, New Brunswick**

10 Noemie Koller is Professor of Physics at Rutgers University. She earned her Ph.D. in
11 1958 from Columbia University, and came to Rutgers in 1960. She is a Fellow of the
12 APS and the AAAS. At Rutgers, she served as Associate Dean of the Faculty of Arts and
13 Sciences (1992-1996) and was Director of the Nuclear Physics Laboratory (1986-1989).
14 She chaired the APS Division of Nuclear Physics in 1993, served on many APS and NSF
15 committees including the NRC 1980 nuclear physics decadal survey, and chaired the
16 APS Committee for the International Freedom of Scientists (2002-2004). Dr. Koller
17 research is mostly in experimental nuclear structure physics but she has made
18 contributions to the fields of ion-solid interactions, surface magnetism and condensed
19 matter physics studied via nuclear and Mossbauer techniques. Her research group carries
20 out experiments and develops techniques designed to measure magnetic dipole moments
21 of very short-lived nuclear states. Recently, she has extended these techniques for
22 experiments with radioactive beams. She has received many honors, most recently the
23 DNP Distinguished Service Award. A scholarship for the best female undergraduate
24 physics major was endowed in her honor.

25
26 **Stephen B. Libby, Lawrence Livermore National Laboratory**

27 Stephen Libby is the Theory and Modeling Group Leader in V Divison, in the Physics
28 and Advanced Technologies Directorate at Lawrence Livermore National Laboratory.
29 His current research focuses on high energy density physics and its application to
30 stockpile stewardship, inertial confinement fusion, and short wavelength lasers. This
31 work includes proposals for experiments at the National Ignition Facility currently under
32 construction at LLNL. He received his B.A. from Harvard University in 1972, and his
33 Ph.D. in Physics from Princeton University in 1977. He performed postdoctoral work at
34 the Yang Institute for Theoretical Physics at SUNY at Stony Brook, and was
35 subsequently a Research Assistant Professor at Brown University. During this period, he
36 worked on quantum chromodynamics and the theory of the quantum Hall effect. In 1986,
37 he joined A Divison at LLNL. Focusing on X-Ray Laser research, he eventually became
38 the Design Group and Program Leader. He was also a Consulting Professor at Stanford
39 University from 1992-1994. Dr. Libby is a Fellow of the American Physical Society. In
40 addition, he holds a certificate in International Security from Stanford University.

41
42 **Shoji Nagamiya, Japan Proton Accelerator Research Complex**

43 Shoji Nagamiya is Director of the J-PARC Center where J-PARC stands for Japan Proton
44 Accelerator Research Complex, an initiative of the Japanese federal government to build
45 a new \$1.3B national accelerator laboratory centered around a massive high-intensity
46 proton accelerator. Dr. Nagamiya received his Bachelor of Science degree in 1967 from

1 the University of Tokyo and his Ph.D. in 1972 from Osaka University. His research
2 expertise is in relativistic heavy-ion physics, with experience at Bevalac, RHIC, and
3 CERN; he was most recently spokesperson for the PHENIX experiment at RHIC. He
4 served as chair of Japan's Committee on Nuclear Physics and chair of C12, the
5 Commission on Nuclear Physics for IUPAP. He has been a member of many
6 international program advisory committees for laboratories in particle and nuclear
7 physics and has also been on the editorial board for a number of important nuclear
8 physics journals. He was Professor at University of Tokyo and Professor at Columbia
9 University before the present position. Dr. Nagamiya is a member of Science Council of
10 Japan and chair of Physics Section of this Council.

11
12 **Witold Nazarewicz, University of Tennessee, Knoxville**

13 Witold Nazarewicz, University of Tennessee, Knoxville Witold Nazarewicz is a
14 Professor of Physics in the Department of Physics and Astronomy at the University of
15 Tennessee at Knoxville, with an adjunct appointment at Oak Ridge National Laboratory.
16 He is also Scientific Director of the Holifield Radioactive Ion Beam Facility at ORNL.
17 He received his Ph.D. from the Warsaw Institute of Technology in 1981. His research has
18 centered on the theoretical nuclear many body problem. Dr. Nazarewicz is a Fellow of
19 the American Physical Society and the Institute of Physics, UK. He is listed by ISI
20 among the most highly cited in physics. Dr. Nazarewicz has authored or co-authored
21 more than 280 research papers in refereed journals and has conducted more than 160
22 invited talks at major international conferences. He has served on numerous national and
23 international advisory and review committees, and editorial boards, including the NRC's
24 Committee on Nuclear Physics.

25
26 **Michael V. Romalis, Princeton University**

27 Michael Romalis is an Atomic Physics Faculty member in the Department of Physics at
28 Princeton University. He received his Ph.D. in physics from Princeton in 1997 and went
29 to the University of Washington as a postdoctoral researcher, later becoming faculty there.
30 In Washington, he became interested in a possible aberration in known physical laws, a
31 hypothetical idea called CPT violation. His research group is most interested in using
32 atomic physics to probe fundamental symmetries. Dr. Romalis is presently conducting
33 experiments to test symmetries of physical laws; specifically, the symmetries of time-
34 reversal, CP, Lorentz, and CPT. While these symmetries are on a firm ground within a
35 conventional field theory, they can be violated in more general theories including
36 quantum gravity. Dr. Romalis is also exploring practical applications of the precision
37 atomic physics techniques, including developing a very sensitive atomic magnetometer
38 that can surpass low-temperature SQUID detectors in magnetic field sensitivity. In
39 collaboration with Princeton Center for Brain, Mind and Behavior his group is
40 developing its applications for imaging of the magnetic fields produced by the brain.

41
42 **Paul Schmor, University of British Columbia**

43 Paul Schmor is head of the Accelerator Systems Division at the TRIUMF laboratory
44 which includes the 500 MeV driver cyclotron facility as well as the ISAC (Isotope
45 Accelerator and Separator) facility. TRIUMF is Canada's accelerator-based Laboratory
46 for particle and nuclear physics and is located on the campus of the University of British

1 Columbia. ISAC can provide beams of rare short-lived radioactive isotopes for use in
2 various experiments, including nuclear and condensed-matter physics as well as medicine
3 and industrial applications. Dr Schmor was appointed Project Leader for the ISAC
4 Construction Project in 1996. He was a member of the 1999 NSAC ISOL Task Force &
5 is presently a member of the EURISOL International Advisory Panel. He has been a
6 member of the Accelerator Systems Advisory Committee (ASAC) during the
7 construction phase of the SNS as well as a member of the Target Subcommittee for the
8 DOE Lehman reviews of the SNS. Dr.Schmor is a Senior Member of the Canadian
9 Section of the IEEE.

10
11 **Michael C.F. Wiescher, University of Notre Dame**

12 Michael Wiescher is the Freimann Professor of Nuclear Physics at the University of
13 Notre Dame. He received his Ph.D. in Nuclear Physics at the Universitat Muenster,
14 Institut for Kernphysik, in 1980. Dr. Wiescher is the Director of the Nuclear Science
15 Laboratory at Notre Dame and the Director for the Joint Institute for Nuclear
16 Astrophysics (JINA) at the University of Notre Dame, Michigan State University, and the
17 University of Chicago, funded through the NSF Physics Frontier Center program. The
18 central research interest of Dr. Wiescher is the experimental and theoretical study of
19 nuclear reactions important to the understanding of energy production and the origin of
20 the elements in stars and in explosive stellar environments. Currently, his research
21 focuses on understanding nucleosynthesis in explosive hydrogen and helium burning
22 processes that occur in novae, supernovae and accreting neutron stars. In addition, he
23 studies nucleosynthesis during the late stages of stellar development, in particular in
24 AGB stars. Dr. Wiescher has made several presentations on the science case for RIA, and
25 has been involved with several exploratory RIA working groups. He is a Fellow of the
26 American Physical Society's Division of Astrophysics & Division of Nuclear Physics,
27 was awarded the Hans A. Bethe Prize in 2003, APS, and is a Member of the American
28 Astronomical Society, the American Association for the Advancement of Science, and of
29 the Deutsche Physikalische Gesellschaft.

30
31 **Stanford E. Woosley, University of California, Santa Cruz**

32 Stanford Woosley is a professor of astronomy and astrophysics at the University of
33 California at Santa Cruz. His research is in nuclear astrophysics, especially the origin of
34 the elements, and in theoretical high-energy astrophysics, especially models for
35 supernovae and gamma-ray bursts and other violent events. He is the recipient of the
36 2005 Bethe Prize in nuclear astrophysics by the American Physical Society and the 2005
37 Rossi Prize in high energy astrophysics of the American Astronomical Society. He is a
38 member of the National Academy of Sciences and of the American Academy of Arts and
39 Sciences.

40
41
42 **NRC STAFF**

43
44 **Donald C. Shapero, Director, Board on Physics and Astronomy**

45 Dr. Shapero received a B.S. degree from the Massachusetts Institute of Technology
46 (MIT) in 1964 and a Ph.D. from MIT in 1970. His thesis addressed the asymptotic

1 behavior of relativistic quantum field theories. After receiving the Ph.D., he became a
2 Thomas J. Watson Postdoctoral Fellow at IBM. He subsequently became an assistant
3 professor at American University, later moving to Catholic University, and then joining
4 the staff of the National Research Council in 1975. Dr. Shapero took a leave of absence
5 from the NRC in 1978 to serve as the first executive director of the Energy Research
6 Advisory Board at the Department of Energy. He returned to the NRC in 1979 to serve
7 as special assistant to the president of the National Academy of Sciences. In 1982, he
8 started the NRC's Board on Physics and Astronomy (BPA). As BPA director, he has
9 played a key role in many NRC studies, including the two most recent surveys of physics
10 and the two most recent surveys of astronomy and astrophysics. He is a member of the
11 American Physical Society, the American Astronomical Society, and the International
12 Astronomical Union. He has published research articles in refereed journals in high-
13 energy physics, condensed-matter physics, and environmental science.

14

15 **Timothy I. Meyer, Senior Program Officer, Board on Physics and Astronomy**

16 Dr. Meyer is a senior program officer at the NRC's Board on Physics and Astronomy.
17 He received a Notable Achievement Award from the NRC's Division on Engineering and
18 Physical Sciences in 2003 and a Distinguished Service Award from the National
19 Academies in 2004. Dr. Meyer joined the NRC staff in 2002 after earning his Ph.D. in
20 experimental particle physics from Stanford University. His doctoral thesis concerned
21 the time evolution of the B meson in the BaBar experiment at the Stanford Linear
22 Accelerator Center. His work also focused on radiation monitoring and protection of
23 silicon-based particle detectors. During his time at Stanford, Dr. Meyer received both the
24 Paul Kirkpatrick and the Centennial Teaching awards for his work as an instructor of
25 undergraduates. He is a member of the American Physical Society, the American
26 Association for the Advancement of Science, the Materials Research Society, and Phi
27 Beta Kappa.

28

29