


4001A/4001C NIM Bins

- Mounting and power distribution for standard NIM modules
- Compatible with 4002A, 4002D, and 4002E NIM Bin Power Supplies
- Adjustment-free bin construction
- Exceeds DOE/ER-0457T recommended specifications
- Low-impedance, bus bar, power distribution with the 4001C



The ORTEC 4001A and 4001C NIM Bins accommodate any equipment modules that have been manufactured to NIM standards as defined in DOE/ER-0457T. The bins are constructed of wire-form grids to ensure unimpeded ventilation for the instruments operated in the enclosure. The adjustment-free module guides are superior to the requirements specified in DOE/ER-0457T. These hardened steel guides feature generous openings and, because of their highly-polished nickel plating, offer a low friction coefficient. Aluminum alloy side plates are precision-formed and protected with a painted finish. Secure mounting for the 4002A, 4002D, or 4002E Power Supplies is furnished by the precision-stamped, plated-steel, connector mounting plate.

The ORTEC 4001A Bin distributes all dc and ac power levels from the power supply to the module connectors through a wiring harness. The 4001C Bin distributes the power through heavy-duty copper bus bars, wire, and a printed wiring board (PWB), ensuring a uniform voltage output to even high-power modules. The 4001C Bin is recommended for use with the higher-current power supplies (the 4002D and 4002E).

The 4001A and 4001C NIM Bins can be ordered as separate bins for use with existing power supplies, or ordered assembled with the appropriate ORTEC NIM bin power supply. See the Ordering Information for details. The NIM bins incorporate the necessary brackets for rack mounting. Alternatively, they can be housed in an optional ORTEC Model 909A Bin Cover for table-top use.

4001A BIN SPECIFICATIONS

MODULE CONNECTORS 12 each as specified by DOE/ER-0457T.

INSTALLED WIRING All connectors wired in parallel for +12 V, -12 V, +24 V, -24 V, +6 V, -6 V, high-quality ground, power-return ground, and 117 V ac, in accordance with DOE/ER-0457T pin assignments. An interface connector is supplied as required by DOE/ER-0457T for connecting control and power supply.

CONTROL PANEL A control panel with On/Off switch, power-indicating lamp, and thermal warning lamp for mating power supply. The thermal warning lamp is illuminated when the operating temperature approaches the design limit. Voltage test points are provided for convenient monitoring of the power supply outputs.

CONSTRUCTION Aluminum alloy side plates with nickel-chromium-plated handles on front-panel mounting flanges. Top and bottom members are high-tensile steel rod weldments, nickel plated, containing module guides. Rear connector plate is steel, cadmium plated.

4001C BIN SPECIFICATIONS

MECHANICAL Identical to 4001A Bin.

ELECTRICAL Meets specifications for laminated busses as outlined in DOE/ER-0457T.

ORDERING INFORMATION

The 4001A and 4001C NIM Bins may be ordered separately, or assembled with a power supply, using the model numbers shown below.


Model	Description
4001A	NIM Bin
4001C	NIM Bin (with copper bus bars)
4001A/4002A	NIM Bin and 96-W Power Supply (with ±12 V, ±24 V)
4001A/4002D	NIM Bin and 160-W Power Supply (with ±6 V, ±12 V, ±24 V)
4001C/4002D	NIM Bin (with copper bus bars) and 160-W Power Supply (with ±6 V, ±12 V, ±24 V)
4001C/4002E	NIM Bin (with copper bus bars) and 300-W BLACK MAX™ Power Supply (with ±6 V, ±12 V, ±24 V)
909A	Bin Cover
401-C3	Module Extender Cable, 3-ft length

DIMENSIONS AND WEIGHT


Model	Dimensions			Weight (approx.)	
	Height	Width	Depth	Shipping	Net
4001A or 4001C Bin	22.2 cm 8-3/4 in.	48.3 cm 19 in.	27.3 cm 10-3/4 in.	8.2 kg 18 lb	5.0 kg 11 lb
4001A/4002A Assembled	22.2 cm 8-3/4 in.	48.3 cm 19 in.	40.6 cm 16 in.	15.9 kg 34 lb	11.8 kg 26 lb
4001A/4002D Assembled	22.2 cm 8-3/4 in.	48.3 cm 19 in.	54.0 cm 21-1/4 in.	24 kg 53 lb	16.3 kg 36 lb
4001C/4002D Assembled	22.2 cm 8-3/4 in.	48.3 cm 19 in.	54.0 cm 21-1/4 in.	24 kg 53 lb	16.3 kg 36 lb

4001C/4002E Assembled

22.2 cm	48.3 cm	54.0 cm	26.3 kg	58	18.6
8-3/4 in.	19 in.	21-1/4 in.	lb		kg 41
					lb



4001A



4001C