

Effects of geometric constraints on the nuclear multifragmentation process

S.R. Souza,^{1,2} R. Donangelo,¹ W.G. Lynch,³ and M.B. Tsang³

¹*Instituto de Física, Universidade Federal do Rio de Janeiro
Cidade Universitária, CP 68528, 21941-972, Rio de Janeiro, Brazil*

²*Instituto de Física, Universidade Federal do Rio Grande do Sul
Av. Bento Gonçalves 9500, CP 15051, 91501-970, Porto Alegre, Brazil*

³*Department of Physics and Astronomy and National Superconducting Cyclotron Laboratory, Michigan State University,
East Lansing, Michigan 48824*

(Dated: May 18, 2007)

We include in statistical model calculations the facts that in the nuclear multifragmentation process the fragments are produced within a given volume and have a finite size. The corrections associated with these constraints affect the partition modes and, as a consequence, other observables in the process. In particular, we find that the favored fragmenting modes strongly suppress the collective flow energy, leading to much lower values compared to what is obtained from unconstrained calculations. This leads, for a given total excitation energy, to a nontrivial correlation between the breakup temperature and the collective expansion velocity. In particular we find that, under some conditions, the temperature of the fragmenting system may increase as a function of this expansion velocity, contrary to what it might be expected.

PACS numbers: 25.70.Pq, 24.60.-k

I. INTRODUCTION

The determination of the nuclear caloric curve is of great theoretical interest since it may help to clarify the physics underlying the breakup of nuclear systems into many fragments, *i.e.*, nuclear multifragmentation. For instance, there has been intensive debate on whether negative heat capacities should be observed in nuclear systems [1–7], not to mention the fundamental question of whether there are any clear signatures of a liquid-gas phase transition in nuclear multifragmentation [8–12]. Experimental studies have proven to be essential in providing insight into the main properties of the phenomenon (see [13] and references therein). The difficulties in extracting the key quantities for the problem from experiments have been extensively discussed (Betty, I need a reference from you here, since I can't find the paper in which you discuss it). As a consequence of these difficulties, conflicting experimental observations have been reported [14–21] and, therefore, it has not yet been possible to obtain a clear picture for the nuclear multifragmentation process.

In spite of these uncertainties, many features have been clearly established, such as the appearance of an appreciable collective radial expansion in central heavy-ion collisions [22–32]. This is intuitively consistent with the results obtained by dynamical approaches (see, for instance, [31–35]), in which matter is strongly compressed during the first violent stages of the collision and expands afterwards.

Although statistical models have turned out to be quite successful in explaining many properties observed experimentally [5, 36], the calculation of this radial flow lies beyond the scope of those statistical treatments. Therefore, the radial flow energy is taken as an input parameter in these statistical calculations, where it is assumed that

its main effect is to subtract the energy associated with the radial expansion from the thermal motion (see, for example, [31, 37]). This picture has been criticized by some authors [30, 38] since the non-zero relative velocity between different regions of the system could prevent matter within a given region to coalesce at the breakup stage. This effect has been quantitatively investigated in ref. [38] using the lattice gas model.

In this work, we incorporate, in the Statistical Multifragmentation Model (SMM) [39–41], effects associated with the finite size of the fragments in the radial expansion, by imposing the constraint that they must lie entirely inside the breakup volume. Although the corrections mentioned above and discussed in ref. [38] should also be considered, they will not be addressed here. In sect. II we present these modifications to the standard radial flow calculations. Their inclusion in the SMM, together with a brief review of this model, is performed in sect. III. The main results are presented in sect. IV and conclusions are drawn in sect. V.

II. RADIAL COLLECTIVE EXPANSION

We initially consider fragments as point particles originating from the breakup of a source characterized by its mass and atomic numbers A_0 and Z_0 , temperature T , besides its spherical breakup volume $V = 4\pi R^3/3$. If one assumes that matter expands radially with velocity $u(r)$, at a distance r from the source's center, the probability that the energy of a fragment lies between ε and $\varepsilon + d\varepsilon$ is given by [42]

$$P(\varepsilon, r)d\varepsilon = \frac{1}{\sqrt{\pi T E_{\text{flow}}^{(i)}(r)}} \exp\left(-[\varepsilon + E_{\text{flow}}^{(i)}(r)]/T\right) \sinh\left[\frac{2\sqrt{\varepsilon E_{\text{flow}}^{(i)}(r)}}{T}\right] d\varepsilon \quad (1)$$

where $E_{\text{flow}}^{(i)}(r) \equiv \frac{1}{2}m_i u(r)^2$ is the radial expansion energy at r , $m_i = mA_i$, where m denotes the nucleon mass, and A_i stands for the mass number of the i -th fragment of a partition of the system into M_f pieces. The average kinetic energy of this fragment can be readily calculated from the above equation,

$$E_i(r) = \int_0^\infty \varepsilon P(\varepsilon, r) d\varepsilon = \frac{3}{2}T + E_{\text{flow}}^{(i)}(r). \quad (2)$$

If we now take into consideration that the fragment has a finite size, and that it must lie, entirely, inside the breakup volume V , its average kinetic energy may be written as:

$$E_i = \int_0^{R-R_i} E_i(r) P_c(r) dr, \quad (3)$$

where R_i stands for the fragment's radius, and $P_c(r)$ is the probability that the fragment is created at a distance r from the center.

If we assume that the expansion is irrotational and that the velocity field is given by

$$u(r) = \gamma \frac{r}{R}, \quad (4)$$

where γ is a constant, and also that the fragments may be formed with equal probability at any point inside the sphere of radius $R - R_i$, $P_c(r) = 3r^2/(R - R_i)^3$, the average kinetic energy of the fragment is

$$E_i = \frac{3}{2}T + \frac{1}{2}mA_i\beta_{\text{flow}}^2 \left[1 - \frac{R_i}{R}\right]^2, \quad (5)$$

where $\beta_{\text{flow}}^2 \equiv \frac{3}{5}\gamma^2$, thus clearly separating the thermal motion and radial expansion contributions to the kinetic energy of the fragment. Therefore, the total kinetic energy of the M_f fragments of the partition is

$$E_{\text{trans}} = \frac{3}{2}(M_f - 1)T + \varepsilon_{\text{flow}} \sum_{A,Z} N_{A,Z} A \left[1 - \frac{R_A}{R}\right]^2. \quad (6)$$

One should notice that, following ref. [40], the center of mass motion has been removed from the thermal contribution. In the above expression, $N_{A,Z}$ denotes the multiplicity of a fragment with mass and atomic numbers

A and Z , and we have defined $\varepsilon_{\text{flow}} \equiv \frac{1}{2}m\beta_{\text{flow}}^2$. In the case where the geometric constraints are neglected, so that $R_A = 0$ in the above expression, $\varepsilon_{\text{flow}}$ represents the flow energy per particle, as the sum gives $E_{\text{flow}} = \varepsilon_{\text{flow}}A_0$. One sees that the inclusion of the finite size of the nuclear fragments clearly reduces the amount of energy in the radial expansion. In particular, heavy fragments are more affected than light ones. Therefore, since it influences the sharing between thermal and collective energy in a way that depends on the fragment masses, this correction affects the partition modes, and, as a consequence, the values of other physical observables.

Finally, if we assume that the fragments are formed when the source has expanded to $(1 + \chi)$ of its volume at normal nuclear density, and that the fragments when formed are at normal nuclear density, Eq. (6) can be rewritten as:

$$E_{\text{trans}} = \frac{3}{2}(M_f - 1)T + \sum_{A,Z} N_{A,Z} E_{A,Z}^{\text{flow}}, \quad (7)$$

where

$$E_{A,Z}^{\text{flow}} = \varepsilon_{\text{flow}} A \left[1 - \left(\frac{A}{(1 + \chi)A_0}\right)^{1/3}\right]^2. \quad (8)$$

In order to illustrate the magnitude of the corrections, we show, in Fig. 1, $E_{A,Z}^{\text{flow}}/\varepsilon_{\text{flow}}$ as a function of the mass number, for $A_0 = 168$, $\chi = 2, 5$, and 9 . Comparison with the unconstrained results, *i.e.* $E_{A,Z}^{\text{flow}}/\varepsilon_{\text{flow}} = A$, shows that this effect is important, even at very low densities. Therefore, the predictions of the statistical calculations should be modified when these constraints are included.

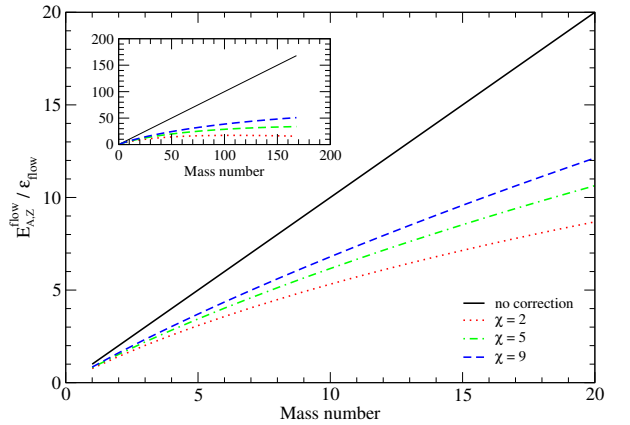


FIG. 1: (Color online) $E_{A,Z}^{\text{flow}}/\varepsilon_{\text{flow}}$ as a function of the mass number, for $A_0 = 168$.

III. INCLUSION INTO THE STATISTICAL MULTIFRAGMENTATION MODEL

We briefly recall the main ingredients of the SMM. In it one assumes that the excited source undergoes a prompt statistical breakup, subject to strict mass, charge, and energy conservation [39, 41, 43],

$$A_0 = \sum_{A,Z} N_{A,Z} A, \quad Z_0 = \sum_{A,Z} N_{A,Z} Z, \quad (9)$$

$$E_0^{\text{g.s.}} + E^* = \frac{3}{5} \frac{Z_0^2 e^2}{R} + \sum_{AZ} N_{A,Z} E_{A,Z}(T, V). \quad (10)$$

Above, $E_0^{\text{g.s.}}$ represents the ground state energy of the source, E^* denotes the total excitation energy deposited into the system, and e is the elementary charge. The fragment energies $E_{A,Z}$ have contributions from the translational motion, as well as from the nuclear bulk, surface, asymmetry, and Coulomb energies [44]. The latter, is calculated through the Wigner-Seitz approximation [39, 45]. More specifically, $E_{A,Z}$ reads:

$$E_{A,Z} = -B_{A,Z} + E_{A,Z}^* + E_{A,Z}^C + \frac{3}{2}T + E_{A,Z}^{\text{flow}}. \quad (11)$$

We stress that the effects discussed in this work are contained in the changes to the last term in the equation above, that were discussed in the previous section. The binding energy of the fragments, $B_{A,Z}$, is calculated using the prescription described in ref. [46], whereas the remaining terms read:

$$E_{A,Z}^C = -C_C \frac{Z^2}{A^{1/3}} \left(\frac{1}{1+\chi} \right)^{1/3}, \quad (12)$$

$$E_{A,Z}^* = \frac{T^2}{\epsilon_0} A + \left(\beta(T) - T \frac{d\beta}{dT} - \beta_0 \right) A^{2/3}, \quad (13)$$

and

$$\beta(T) = \left[\frac{T_c^2 - T^2}{T_c^2 + T^2} \right]^{5/4}. \quad (14)$$

We take for all parameters the same values used in ref. [47], namely, a Coulomb parameter $C_C = 0.720531$ MeV, bulk energy density parameter $\epsilon_0 = 16.0$ MeV, critical temperature $T_c = 18.0$ MeV, and surface energy parameter $\beta_0 = 18.0$ MeV. One should notice that by adding the term associated with the Coulomb energy of the homogeneous sphere in Eq. (10) to the Coulomb contributions given by the fragments' binding energies and Eq. (12), one obtains the Wigner-Seitz expression given in ref. [39]. It is also worth mentioning that constraints on the center

of mass motion are also imposed for each breakup partition, so that the total kinetic energy is given by Eq. (7).

The breakup temperature is determined, for each partition, by solving eq. (10), so that it is strongly dependent on the partition mode. As the different terms in the sum appearing in eq. (10) are affected in different ways according to the size of the fragments they represent, the temperature of the system will change appreciably from the value calculated without geometrical constraints.

As the average value of a physical observable $O_{A,Z}$ is calculated through

$$\langle O_{A,Z} \rangle = \frac{\sum_f O_{A,Z} \exp \left[\sum_{\{A,Z\}_f} N_{A,Z} S_{A,Z} \right]}{\sum_f \exp \left[\sum_{\{A,Z\}_f} N_{A,Z} S_{A,Z} \right]}, \quad (15)$$

where the sum is performed over all possible partitions $\{A, Z\}_f$ of the nuclear system into fragments, and the entropy of fragment (A, Z) , $S_{A,Z}$ is calculated through the standard thermodynamic relation

$$S = - \frac{dF}{dT} \quad (16)$$

where F is the Helmholtz free energy. Since it depends on the temperature of the fragmenting system, the weight of the corresponding mode is also influenced by the constraints just described. Ref. [47] provides a detailed presentation on how empirical information is incorporated into F , and we refer the reader to that work for details. Except for the inclusion of the radial expansion, our SMM calculations follow the description of the Improved Statistical Multifragmentation Model (ISMM) presented in that work.

A. Deexcitation of the primary fragments

Since most excited fragments are detected after they have undergone secondary decay, we have used the Weiskopf treatment described in ref. [48] to estimate these effects on the fragment energy spectrum. In this approach, the probability that a compound nucleus, with total excitation energy ε^* , emits a fragment (A, Z) , whose mass is $\mu_{A,Z}$, is proportional to

$$\Gamma_{A,Z}(\varepsilon^*) = \sum_{i=0}^n \int_0^{\varepsilon^* - b_{A,Z} - \varepsilon_{A,Z}^{(i)}} f(\varepsilon) d\varepsilon, \quad (17)$$

where

$$f(\varepsilon) = \frac{g_{A,Z}^{(i)} \mu_{A,Z} \sigma_{A,Z}(\varepsilon) \rho_R(\varepsilon^* - b_{A,Z} - \varepsilon_{A,Z}^{(i)} - \varepsilon)}{\pi^2 \hbar^3 \rho_{CN}(\varepsilon^*)} \varepsilon. \quad (18)$$

In the expression above, $b_{A,Z}$ represents the separation energy, $g_{A,Z}^{(i)}$ denotes the spin degeneracy of the state i , $\sigma_{A,Z}$ is the cross-section of the inverse reaction, $\varepsilon_{A,Z}^{(i)}$ stands for the excitation energy of the emitted fragment, and $\rho(\varepsilon^*)$ corresponds to the density of states of either the decaying nucleus (CN) or the residual fragment (R). We have used the same parameters of ref. [48], except for the binding energies and the level densities. The former are the same used in our SMM calculations, whereas the latter are given by the standard Fermi-gas expression $\varepsilon^*/A = aT^2$, but the excitation energy and the breakup temperature are taken as the average values obtained through Eq. (15) for each primordial fragment. Therefore, the density of states:

$$\rho(\varepsilon) \propto \exp(2\sqrt{a\varepsilon}) \quad (19)$$

has a different level density parameter a for each primary fragment species. This ensures consistency with the population of the excited states in SMM and in the secondary decay treatment.

The final kinetic energy spectrum is generated by a Monte Carlo sample of the possible decay channels for all the primary fragments. More specifically, in each event, the excitation energy of a given primordial fragment is selected with probability

$$P_E(\varepsilon^*) \propto \exp(-\varepsilon^*/T)\rho_{CN}(\varepsilon^*), \quad (20)$$

for $\varepsilon^* \leq b_{A,Z} + \varepsilon_{A,Z}^{(i)}$. The thermal velocity of the decaying fragment is then assigned according to the Boltzmann distribution.

The radial expansion is incorporated by adding to the velocity a contribution given by Eq. (4). For consistency, the position of the fragment is uniformly sampled within a spherical volume of radius R , which is equal to the breakup volume of the system. We also impose the constraint that the fragment must lie entirely inside it. The contribution to the kinetic energy due to the Coulomb interaction is estimated by considering the repulsion between the fragment and the remaining part of the system. We simply assume that the fragment with charge $Z_f e$ is situated inside a sphere, homogeneously populated with $(Z_0 - Z_f)$ protons. The recoil of this core is taken into account when the corresponding boost associated with this binary repulsion is added to fragment's velocity.

The selection of a specific channel is made with probability

$$P_{A,Z}(\varepsilon^*) = \frac{\Gamma_{A,Z}(\varepsilon^*)}{\sum_{\{A,Z\}} \Gamma_{A,Z}(\varepsilon^*)}, \quad (21)$$

where the sum runs over all possible decay channels. We have considered the emission of all nuclei from $A = 1$ to $A = 10$.

For the selected deexcitation mode, the relative energy of the products is sampled with weight proportional to Eq. (18). Their velocities, in the rest frame of the decaying fragment, are determined by energy and momentum conservation. The decay chain is followed until the remnant fragment has a negligible amount of excitation energy (smaller than 0.5 MeV/A).

This Monte Carlo sample is repeated 10^5 times for each primary fragment.

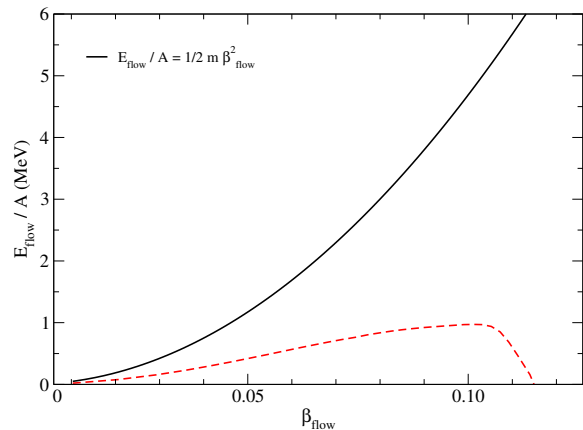


FIG. 2: (Color online) Average flow energy as a function of the average flow velocity. The full curve illustrates the results without inclusion of geometrical constraints, the dashed one the ones with their inclusion. For additional details see the text.

IV. RESULTS

To investigate the effects of the collective radial expansion in SMM, we study the $A_0 = 168$ $Z_0 = 75$ system, at a fixed breakup density. In Fig. 2, we show the average flow energy, E_{flow} , calculated through Eqs. (8) and (15), as a function of the radial velocity β_{flow} (dashed line), in a case where where the system expanded to three times its volume at normal nuclear density, *i.e.* $\chi = 2$. The total available excitation energy of the system was taken to be $E^* = 6$ A MeV. Comparison with the standard unconstrained values, represented in this picture by the full line, demonstrates that the inclusion of the geometric constraints dramatically suppresses the amount of energy which may be actually used in the radial collective expansion. One also observes that the flow energy reaches a maximum value, of approximately 1 A MeV at a value of β_{flow} close to the maximum possible (when all the energy available appears as radial flow), and then drops to zero as β_{flow} increases further. This behaviour may be understood as a consequence of the fact that the total entropy of the system diminishes as more and more

energy is stored into organized motion, reducing the accessible phase space associated with partitions leading to large flow energy values. Since the expansion velocity was taken to have a fixed value for all partitions, those which include large fragments, and consequently have smaller fragment multiplicities, are clearly favored, since they lead to smaller flow energies.

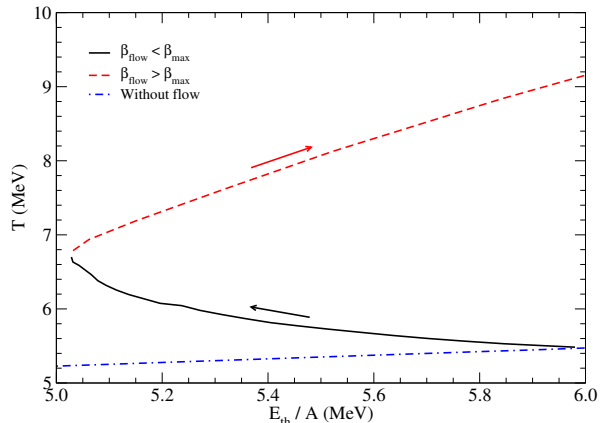


FIG. 3: (Color online) Average breakup temperature as a function of the average thermal energy. The dash-dotted curve illustrates the results obtained when geometrical constraints are not included. The full and dashed curve are the results when these constraints are included: the full (dashed) curve correspond to velocity flow values below (above) the one leading to a maximum flow energy, as depicted in fig. 2. The arrows indicate the direction in which the radial velocity increases.

The changes on the preferred partitions reflect themselves on many observables, such as the breakup temperature. Indeed, SMM calculations at fixed breakup volume clearly show that the breakup temperature becomes smaller if one simply removes the corresponding amount of flow energy from the total excitation energy (see [49] and references therein). This is illustrated by the dotted-dashed line in Fig. 3, which displays the breakup temperature as a function of the thermal excitation energy, in the case where geometrical constraints are disregarded. On the other hand, the constraints associated with the collective motion causes the breakup temperature, at a fixed total available excitation energy, to rise instead of diminishing, as is also shown in this picture. In this case, the thermal energy is defined as the difference between the total available excitation energy and the average flow energy, *i.e.*, $E_{th} = E^* - E_{flow}$. This behavior may be explained by the reduction of the fragment multiplicity, which leads to larger fragments, moving with less flow energy. The requirement of energy conservation, Eq. (10), then leads to a higher temperature than when the constraints are not included.

The changes on the primary fragment multiplicity and

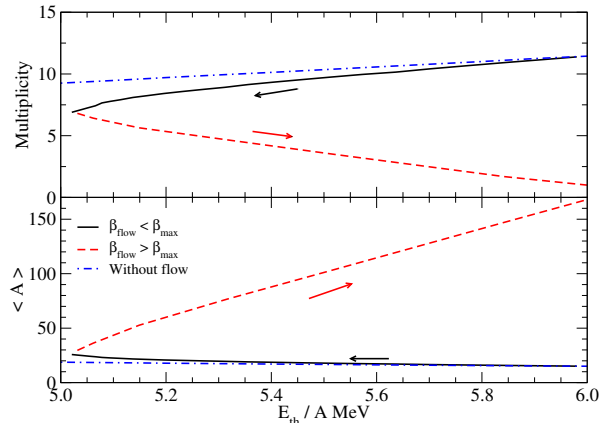


FIG. 4: (Color online) Primary average multiplicity (upper panel) and average mass number (lower panel) of fragments as a function of the thermal excitation energy. The curves correspond to the same cases illustrated in fig.3.

on their average fragment size are shown in Fig. 4 as a function of the thermal excitation energy. As in the previous plot, the dashed-dotted line represent the results obtained without geometrical constraints. The fragment multiplicity drops down as the thermal excitation decreases, before the average flow energy reaches its maximum value, *i.e.*, for $\beta_{flow} < \beta_{max}$. Then, for $\beta_{flow} > \beta_{max}$, it keeps going down while the thermal energy increases until it reaches the smallest possible value $M_f = 1$. As expected, the opposite trend is observed for the average fragment size.

In spite of the important changes on the observables, the energy spectrum of the particles still exhibits a shape which is similar to that expected without constraints associated with the finite fragment sizes. Indeed, the circles in Fig. 5 represent the average kinetic energy of the primary fragments versus their atomic numbers. The simulation has been carried out for $E^* = 6.0$ MeV/A, $\beta_{flow} = \sqrt{2\varepsilon_{flow}/m}$, and $\varepsilon_{flow} = 2.0$ MeV. As shown in that figure, the results can be fitted by the linear function $E_Z = 12.3 + 1.4Z$ MeV. If the energy spectrum were interpreted disregarding the geometric constraints, and one wrote $E_Z = \frac{3}{2}T + \varepsilon_{flow}2Z$, comparison with the fit would lead to $T = 8.2$ MeV and $\varepsilon_{flow} = 0.7$ MeV. However, the simulation gives $T = 5.9$ MeV and, as already mentioned, the expansion velocity corresponds to $\varepsilon_{flow} = 2.0$ MeV. Therefore, the neglect of geometric constraints may lead to important uncertainties in the interpretation of the experimental observations.

In order to investigate the influence of the effects associated with the decay of the hot primary fragments on the energy spectrum, we have employed the deexcitation treatment presented in sect. III A. The kinetic energy of the fragments after secondary decay is depicted in Fig. 5

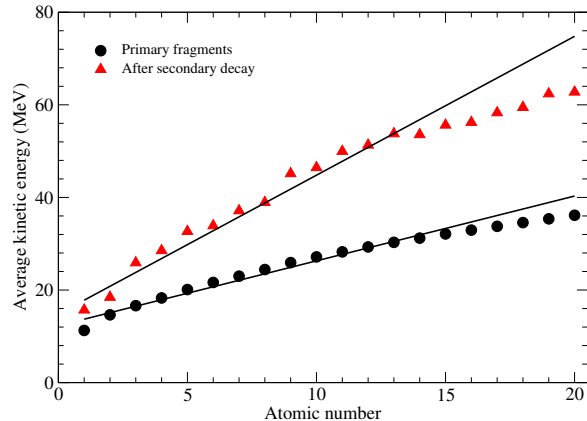


FIG. 5: (Color online) Average fragment kinetic energy as a function of the fragments' atomic numbers. The lines correspond to a linear fit of the results.

by the triangles. As may be noticed, the slope of the spectrum increases appreciably and one may adjust a linear function to reproduce its main trends. Then, one finds $E_Z \approx 14.8 + 3.0Z$ MeV. One sees that the Coulomb repulsion among the fragments appreciably affects the slope of the distribution, besides the overall enhancement of the fragment's kinetic energy. Nevertheless, the slope is still much smaller than what would be given by radial flow alone if the geometric constraints are not taken into account. In spite of the great simplifications adopted in our deexcitation treatment, we believe that the main effects are included in it, so that more refined decay schemes should not change our conclusions significantly. Therefore, our results suggest that the consistent treatment of

the geometrical constraints are very important in interpreting the experimental observations.

V. CONCLUDING REMARKS

We have investigated the effects of the inclusion of geometric constraints due to the finite size of fragments in multifragmentation at a fixed breakup volume. Our results show that the inclusion of these constraints in SMM lead to qualitative different conclusions on the behavior of many physical observables as the system undergoes a radial collective expansion. In particular, our results suggest that radial flow alone should not be able to explain a very large increase of the fragments kinetic energy as a function of the atomic number. Indeed, the simulations presented here show that, for a fixed total excitation energy, the amount of energy stored in the radial expansion is strongly suppressed. As a consequence, other mechanisms, such as the Coulomb explosion of the fragmented system, should be considered in order to explain the slopes observed experimentally in the energy spectra of the fragments. Thus, we believe that interpretations based on statistical calculations in which energy flow is simply removed from the total energy should be reviewed.

Acknowledgments

We would like to acknowledge CNPq, FAPERJ, and the PRONEX program under contract No E-26/171.528/2006, for partial financial support. This work was supported in part by the National Science Foundation under Grant No. PHY-01-10253 and INT-9908727.

-
- [1] M. D. D'Agostino, F. Gulminelli, Ph. Chomaz, M. Bruno, F. Cannata, R. Bougault, F. Gramagna, I. Iori, N. Le Neindre, G. V. Margagliotti, et al., *Phys. Lett. B* **473**, 219 (2000).
 - [2] J. M. Elliott, A. S. Hirsch, and P. Wagner, *Phys. Rev. C* **61**, 054605 (2000).
 - [3] Ph. Chomaz, V. Duflot, and F. Gulminelli, *Phys. Rev. Lett.* **85**, 3587 (2000).
 - [4] C. B. Das, S. Das Gupta, and A. Z. Mekjian, *Phys. Rev. C* **68**, 014607 (2003).
 - [5] D. H. E. Gross, *Phys. Rep.* **279**, 119 (1997).
 - [6] J. P. Bondorf, R. Donangelo, I. N. Mishustin, and H. Shulz, *Nucl. Phys.* **A444**, 460 (1985).
 - [7] S. K. Samaddar, J. N. De, and S. Shlomo, *Phys. Rev. C* **69**, 064615 (2004).
 - [8] M. Pichon, B. Tamain, R. Bougault, O. Lopez, and for the INDRA and ALADIN collaborations, *Nucl. Phys. A* **A749**, 93c (2005).
 - [9] Y. G. Ma, *Eur. Phys. J. A.* **6**, 367 (1999).
 - [10] B. Zwieglinsk for the ALADI COLLABORATION, *Acta Phys. Pol. B* **30**, 445 (1999).
 - [11] G. S. Fanourgakis, P. Parneix, and Ph.. Bréhignac, *Eur. Phys. J. D* **24**, 207 (2003).
 - [12] J. Pan, S. Das Gupta, and M. Grant, *Phys. Rev. Lett.* **80**, 1182 (1998).
 - [13] C. B. Das, S. Das Gupta, W. G. Lynch, A. Z. Mekjian, and M. B. Tsang, *Phys. Rep.* **406**, 1 (2005).
 - [14] M. J. Huang, H. Xi, W. G. Lynch, M. B. Tsang, J. D. Dinius, S. J. Gaff, C. K. Gelbke, T. Glasmacher, G. J. Kunde, L. Martin, et al., *Phys. Rev. Lett.* **78**, 1651 (1997).
 - [15] Y.-G.. Ma, A. Siwer, J. Péter, F. Gulminelli, R. Dayras, L. Nalpas, B. Tamain, E. Vient, G. Auger, C. Bacri, et al., *Phys. Lett. B* **390**, 41 (1997).
 - [16] R. Wada, R. Tezkratt, K. Hagel, F. Haddad, A. Kolemets, Y. Lou, J. Li, M. Shimooka, S. Shlomo, D. Utley, et al., *Phys. Rev. C* **55**, 227 (1997).
 - [17] J. Hauger, S. Albergo, F. Bieser, F. P. Brady, Z. Cac-

- cia, D. A. Cebra, A. D. Chacon, J. L. Chance, Y. Choi, S. Costa, et al., *Phys. Rev. Lett.* **77**, 235 (1996).
- [18] V. Serfling, C. Schwarz, R. Bassini, M. Begemann-Blaich, S. Fritz, S. J. Gaff, C. Gross, G. Immé, I. Iori, U. Kleinevoss, et al., *Phys. Rev. Lett.* **80**, 3928 (1998).
- [19] J. Natowitz, R. Wada, K. Hagel, T. Keutgen, M. Murray, A. Makeev, L. Quin, P. Smith, and C. Hamilton, *Phys. Rev. C* **65**, 034618 (2002).
- [20] K. Kwiatkowskis, A. S. Botvina, D. S. Bracken, E. Renshaw Forxford, W. A. Friedman, R. G. Korteling, K. Morley, E. C. Pollacco, V. E. Viola, and C. Volan, *Phys. Lett. B* **423**, 21 (1998).
- [21] J. Pochodzalla, T. Möhlenkamp, T. Rubehn, A. Schüttauf, A. Wörner, E. Zude, M. Begemann-Blaich, Th. Blaich, H. Emling, A. Ferrero, et al., *Phys. Rev. Lett.* **75**, 1040 (1994).
- [22] S. Jeong, N. Herrmann, Z. Fan, R. Freifelder, A. Gobbi, K. D. Hidenbrand, M. Krammer, J. Randrup, W. Reisdorf, D. Schull, et al., *Phys. Rev. Lett.* **72**, 3468 (1994).
- [23] W. Reisdorf, F. Rami, B. de Schauenburg, Y. Leifels, J. P. Alard, A. Andronic, V. Barret, Z. Basrak, N. Bastid, M. L. Benabderrahmane, et al., *Phys. Lett. B* **595**, 118 (2004).
- [24] G. Poggia, G. Pasquali, M. Binia, P. Maurenzig, A. O. N. Taccetti, J. P. Alard, V. Amouroux, Z. Basrak, N. Bastid, I. M. Belayevd, et al., *Nucl. Phys.* **A586**, 755 (1995).
- [25] N. Marie, R. Laforest, R. Bougault, J. P. W. D. D. Ch.O. Bacri, J. F. Lecomte, F. Saint-Laurent, G. Auger, J. Benlliure, E. Bisquer, B. Borderie, et al., *Phys. Lett. B* **391**, 15 (1997).
- [26] J. C. Steckmeyer, A. Kerambrun, J. C. Angélique, G. Auger, G. Bizard, R. Brou, C. Cabot, E. Crema, , D. Cussol, et al., *Phys. Rev. Lett.* **76**, 4895 (1996).
- [27] M. A. Lisa, S. Albergo, F. Bieser, F. P. Brady, Z. Caccia, D. A. Cebra, A. C. Chacon, J. L. Chance, Y. Choi, S. Costa, et al., *Phys. Rev. Lett.* **75**, 2662 (1995).
- [28] R. Pak, D. Craig, E. E. Gualtieri, S. A. Hannuschke, R. A. Lacey, J. Lauret, W. J. Llope, N. T. B. Stone, A. M. Vander Molen, G. D. Westfall, et al., *Phys. Rev. C* **54**, 1681 (1996).
- [29] W. Reisdorf and H. G. Ritter, *Ann. Rev. Nucl. Part. Sci.* **47**, 663 (1997).
- [30] G. J. Kunde, W. C. Hsi, W. D. Kunze, A. Schüttauf, A. Wörner, M. Begemann-Blaich, Th. Blaich, D. R. Bowman, R. J. Charity, A. Cosmo, et al., *Phys. Rev. Lett.* **74**, 38 (1995).
- [31] H. W. Barz, J. P. Bondorf, R. Donangelo, F. S. Hasen, B. Jakobsson, L. Karlsson, H. Nifenecker, H. Elmer, H. Schulz, F. Shussler, et al., *Nucl. Phys.* **A531**, 453 (1992).
- [32] W. Bauer, J. P. Bondorf, R. Donangelo, R. Elmer, B. Jakobsson, H. Schulz, F. Schussler, and K. Sneppen, *Phys. Rev. C* **47**, R1838 (1993).
- [33] J. P. Bondorf, A. S. Botvina, I. N. Mishustin, and S. R. Souza, *Phys. Rev. Lett.* p. 628 (1994).
- [34] S. Souza and C. Ngô, *Phys. Rev. C* **48**, R2555 (1993).
- [35] R. Donangelo and S. R. Souza, *Phys. Rev. C* **52**, 326 (1995).
- [36] J. P. Bondorf, A. S. Botvina, A. S. Iljinov, I. N. Mihustin, and K. Sneppen, *Phys. Rep.* **257**, 133 (1995).
- [37] C. Williams, W. G. Lynch, C. Schwarz, M. B. Tsang, W. C. H. an M. J. Huang, D. R. Bowman, J. Dinius, C. K. Gelbke, D. O. Handzy, G. J. Kunde, et al., *Phys. Rev. C* **55**, 2132 (1997).
- [38] C. B. Das and S. Das Gupta, *Phys. Rev. C* **64**, 041601 (2001).
- [39] J. P. Bondorf, R. Donangelo, I. N. Mishusti, C. J. Pethick, H. Schulz, and K. Sneppen, *Nucl. Phys.* **A443**, 321 (1985).
- [40] J. P. Borndorf, R. Donangelo, I. N. Mishustin, and H. Schulz, *Nucl. Phys.* **A444**, 460 (1985).
- [41] K. Sneppen, *Nucl. Phys.* **A470**, 213 (1987).
- [42] J. P. Bondorf, S. I. . Garpman, and J. Ziamanyi, *Nucl. Phys.* **A296**, 320 (1978).
- [43] K. Sneppen and R. Donangelo, *Phys. Rev. C* **39**, 263 (1989).
- [44] C. E. Aguiar, R. Donangelo, and S. R. Souza, *Phys. Rev. C* **73**, 024613 (2006).
- [45] E. Wigner and F. Seitz, *Phys. Rev.* **46**, 509 (1934).
- [46] S. R. Souza, P. Danielewicz, S. Das Gupta, R. Donangelo, W. A. Friedman, W. G. Lynch, W. P. Tan, and M. B. Tsang, *Phys. Rev. C* **67**, 051602(R) (2003).
- [47] W. P. Tan, S. R. Souza, R. J. Charity, R. Donangelo, W. G. Lynch, and M. B. Tsang, *Phys. Rev. C* **68**, 034609 (2003).
- [48] A. S. Botvina, A. S. Iljinov, I. N. Mishustin, J. P. Bondorf, R. Donangelo, and K. Sneppen, *Nucl. Phys.* **A475**, 663 (1987).
- [49] S. R. Souza, R. Donangelo, W. G. Lynch, W. P. Tan, and M. B. Tsang, *Phys. Rev. C* **69**, 031607 (2004).