


MICHIGAN STATE UNIVERSITY

CYCLOTRON LABORATORY

A HIGH RESOLUTION STUDY OF ^{40}Ca VIA INELASTIC
PROTON SCATTERING AT 35 MeV

J.A. NOLEN, Jr. and R.J. GLEITSMANN



I. INTRODUCTION

A High Resolution Study of ^{40}Ca Via Inelastic
Proton Scattering at 35 MeV*

J.A. Nolen, Jr. and R.J. Gleitsmann

Physics Department and Cyclotron Laboratory
Michigan State University, East Lansing, Michigan 48824

The states in ^{40}Ca which contain large components of the $f_{7/2}-d_{3/2}^{-1}$ shell model particle-hole configuration have been previously identified in ($^3\text{He},d$),¹ (d,n),² and ($^3\text{He},\alpha$)³ reaction studies. The observation of these same states via inelastic proton scattering is of particular interest because these cross sections provide a good test of the effective interaction used in the microscopic model for this reaction.

A previous study of the $^{40}\text{Ca}(p,p')$ reaction by Gruhn, et al.⁴ was the subject of such a microscopic analysis by Petrovich, et al.⁵ That analysis was very promising but there were significant uncertainties because several of the states of interest were unresolved from nearby levels. For example, the 30 keV resolution of reference 5 was inadequate to resolve the first 4^- particle-hole state which is a member of a 16 keV doublet. Also all four of the T=1 states were either unresolved or incompletely resolved.

In the (p,p') study of Gruhn et al.⁴ complete angular distributions were measured at four different beam energies from 25 to 40 MeV. The goal of the present experiment was to supplement this comprehensive study with high resolution spectra (4.5 keV resolution) at one of the same bombarding energies. In this way even without complete angular distributions relative yields within the previously unresolved doublets were obtained, thereby allowing a more detailed test of the microscopic inelastic scattering theory.

ABSTRACT

Spectra of inelastic proton scattering on ^{40}Ca have been obtained with 4.5 keV resolution at a bombarding energy of 35 MeV. Cross sections for the excitation of several previously unresolved particle-hole states have been measured. Nearly all known energy levels plus nine new levels have been observed up to an excitation energy of 9.3 MeV, slightly above the proton separation energy, and accurate excitation energies have been determined for these states.

NUCLEAR REACTIONS: $^{40}\text{Ca}(p,p')$, $E=35.2$ MeV; measured $\sigma(15^\circ, E_p)$, $\sigma(30^\circ, E_p)$; deduced excitation energies; resolution 4.5 keV.

*Research supported in part by the National Science Foundation.

A 40 $\mu\text{g}/\text{cm}^2$ target of metallic Ca enriched to 99.9% in ^{40}Ca was prepared by vacuum evaporation onto a 25 $\mu\text{g}/\text{cm}^2$ backing consisting of a thin carbon foil plus two layers of Formvar. A mixture of 5 mg CaCO_3 and Zr powder was heated under vacuum in a Ta tube. The tube was crimped at both ends and had a small hole drilled in its side. First CO_2 was driven off by passing current through the tube to heat it to a dull red color and then the resulting CaO was reduced by the Zr with Ca metal simultaneously evaporating through the hole at a much higher temperature. The target was transferred from the evaporator to a vacuum storage chamber and subsequently to the spectrograph scattering chamber via a vacuum lock system without exposure to air. The target withstood the 1 μa proton beam used for this experiment.

Peak centroids and areas were extracted from the spectra via a Gaussian peak fitting program. The width of each peak was determined independently and not from calibration peaks. In this way impurities which have different line widths can be identified in addition to the normal kinematics method. Also unresolved close spaced doublets show up in this method as wider than normal lines. Cross sections from reference 4 have been used for two or three of the ^{40}Ca states which were unscannable due to their very large yields. Peaks with up to about 5000 counts were scanned with the centroids of the unscannable peaks being determined by visual estimation through the microscope. The present absolute cross sections were obtained by normalizing to the 5⁻ 4.491 MeV level of reference 4.

A byproduct of the present experiment is the determination of very accurate excitation energies for almost all of the levels of ^{40}Ca up to over 9 MeV. The uncertainties assigned to these excitation energies are 0.3-1.2 keV thereby allowing unambiguous comparison of levels seen in this study with previous gamma ray measurements.

II. EXPERIMENTAL METHOD

This experiment used a 35.2 MeV proton beam from the Michigan State University Cyclotron (references in ref. 4). The high resolution spectra were recorded on Kodak NTB 25 micron nuclear track plates in the focal plane of an Enge split-pole magnetic spectrograph.⁶ Two exposures were made for an integrated charge of 3000 μc each at laboratory scattering angles of 15.0 and 30.0 degrees.

The experimental resolution of 4.5 keV full width at half maximum (FWHM) was obtained by using the spectrometer in the energy loss or dispersion matching mode⁷ with a solid angle of 0.3 mstr. Spectrograph aberrations limit the ultimate resolution if larger solid angles are used. The resolution was measured and optimized using the on-line tuning procedure described in reference 7. The line width of the energy levels recorded on the nuclear emulsions was 0.15 mm FWHM. This necessitated scanning the plates in 0.05 mm steps, which was very time consuming. The resulting spectra were very clean, however, with an average background of about 2 counts per channel in a spectrum which had an elastic peak with a height of about 2×10^6 counts.

The energy levels with the most accurate excitation energies listed in the recent Endt and van der Leun compilation⁸ were used as calibration lines to assign more accurate energies to the less well known levels. The lines which were used in the calibration as well as the new results are given in the next section. A check on the ^{40}Ca calibration lines is the consistency of the values found here for the ^{12}C 4.439 MeV level and the ^{16}O 6.131 MeV level compared with the values in reference 9 and 10, the maximum deviation being 0.5 keV. The scattering angle measurement which was necessary to this comparison was provided by the kinematic position of the broad peak from the $^1\text{H}(p,p)$ scattering. Detailed discussion of the calibration procedure used here is given in reference 9.

III. RESULTS

The $^{40}\text{Ca}(p,p')$ spectrum recorded at the 15° scattering angle is shown in Figure 1. The spectrum begins with the first excited state of ^{40}Ca at 3.352 MeV and extends to an excitation energy of 9.3 MeV. The very strong 3^- and 2^+ states at 3.736 and 3.904 MeV, respectively, were not scannable, the strongest scannable state being the 5^- 4.491 MeV level. Impurity lines, some of which are indicated in Figure 1, have been identified as well known states of ^{12}C , ^{13}C , ^{16}O , and ^{28}Si .

Energy Calibration

Eight of the levels of ^{40}Ca which have the most accurately known excitation energies have been used to establish the energy

scale for these (p,p') spectra. The excitation energy uncertainties associated with these calibration lines increase from 0.2 keV for the low lying levels to 1.1 keV for a resonance state at 9.136 MeV.⁸ The line corresponding to the ^{28}Si first excited state was also used in the calibration procedure. Using these calibration lines a quadratic momentum vs plate position calibration curve was established via the least squares fitting procedure described in Reference 9. A list of previously known levels in ^{40}Ca from the compilation of Endt and van der Leun⁸ is compared with those seen in the present experiment in Table 1.

For the states which were well resolved and had cross sections $\geq 50 \mu\text{b}/\text{sr}$ in the present experiment the average deviation in excitation energies extracted from the 15° and 30° spectra was 0.1-0.2 keV. Hence the new uncertainties on the excitation energies indicated in Table 1 are in most cases just slightly larger than those on the nearby calibration lines. Levels which are particularly weak, partially obscured, or seen at only one angle have larger uncertainties indicated.

The identification of all of the calibration lines were unambiguous with the possible exception of the resonance level at 9.136 MeV. Below 9.3 MeV excitation only two resonance levels have been observed¹¹, at 9.093 ± 1.1 keV and 9136 ± 1.1 keV, respectively. The location of either of these in the present experiment was desirable to provide an accurate calibration energy at high excitation in ^{40}Ca . A preliminary calibration which used no input energies above 7.659 MeV yielded excitation energies of 9094 and 9138 keV for two states in the region of interest with uncertainties of ~ 5 keV due to the large

extrapolation. Since there were no nearby states with which these states could be confused the calibration was rerun using the stronger of the two, the 9136 ± 1.1 keV level, as a calibration line thereby greatly improving the accuracy of the excitation energy assignments in the region above 8 MeV.

Of the 70 levels in Table 1 for which there is a comparison with previous energy assignments only 3 disagree by more than the combined errors indicated and none disagree by more than twice the combined errors indicated. The previous measurements of Grace and Poletti^{1,2} listed in Table 1 as those levels with uncertainties of 10 keV are in much better agreement with the present results than their error bars indicate, the average agreement being within 2 keV.

Cross Sections

In addition to the excitation energies there are also listed in Table 1 the cross sections for the population of the various excited states of ^{40}Ca via the (p,p') reaction at 35.2 MeV at scattering angles of 15° and 30°. As explained earlier the present data were normalized to the cross sections for the 5^- state at 4.491 MeV obtained by Gruhn, et al.⁴ The uncertainties in the cross sections for states with yields ≥ 30 $\mu\text{b/sr}$ are $\pm 10\%$, limited by plate scanning reliability. Weaker and partially obscured states have larger percentage uncertainties as indicated in the table. The lower limit in cross section for observable states was 5-10 $\mu\text{b/sr}$ and at this limit eight previously reported levels⁸ were not observed whereas nine new states were seen. The eight states not seen here were all seen previously only by

Grace and Poletti^{1,2} in a (p,p') experiment at 13 MeV beam energy. It appears, therefore, that there is a slightly different selectivity between the (p,p') reactions at the two different energies, scattering at the low one being dominated by compound nucleus effects while direct processes dominate at the higher energy. The cross sections of states excited in this experiment vary by more than a factor of 2000:1, from a cross section of 13,000 $\mu\text{b/sr}$ for the 3^- 3.736 MeV state down to ~ 6 $\mu\text{b/sr}$ for some of the barely discernable states.

IV. DISCUSSION

The main purpose of the present experiment was to measure the cross sections for population via the (p,p') reaction of several previously unresolved particle-hole states in ^{40}Ca . While the $f_{7/2-d_3/2}^{-1}$ states were the main ones of interest new information on possible $P_{3/2-d_3/2}^{-1}$ and other states was also obtained.

$f_{7/2-d_3/2}^{-1}$ Particle-Hole States

The energy levels which are believed to contain large components of the $f_{7/2-d_3/2}^{-1}$ configuration are listed separately in Table 2 and the cross sections are repeated there also. Many of these states were unresolved from nearby levels in previous (p,p') measurements. Portions of the spectra in the regions of some of these states are displayed in Figure 2. The first 4^- state is 16 keV from a 2^+ state of comparable strength, while the 3^- , $T=1$ and 2^- , $T=1$ states are only 7 keV and 15 keV, respectively from previously unknown levels.

The states listed in Table 2 were chosen because of their large $\ell=3$ spectroscopic factors in $^{39}\text{K}(\text{He},\text{d})^1$ and $^{39}\text{K}(\text{d},\text{n})^2$ stripping reactions as well as their large $\ell=2$ transition strengths in the $^{41}\text{Ca}(\text{He},\text{e})$ pickup reaction.³ The stripping and pickup yields to the two 2^- states indicated are divided, with the state at 6.751 MeV being stronger than the lower state. According to the wave functions of Gerace and Green¹³ this splitting is due to mixing with a 3p-3h deformed state. The same model also predicts the other lp-lh states to remain relatively free from mixing with deformed states.

Of the states listed in Table 2 one remains a member of the unresolved doublet consisting of the 2^- and 3^+ states at 6.0252 and 6.0290 MeV⁸ respectively. The 3^+ state, believed to be a member of a 2^+ , 3^+ , 4^+ K=2 rotational band¹³ beginning with the 2^+ state at 5.249 MeV, should not be populated in a one-step (p,p') reaction. However, its possible yield via a two-step or coupled channels mechanism is unknown. The centroid of the state seen in the present experiment is closer to that of the 2^- than the 3^+ state. Furthermore this state is not wider than isolated states in the present spectra. With the 4.5 keV resolution of this experiment, the 4 keV doublet would form a noticeably broadened line if the 2 states had comparable yields. Hence, it is believed that the yield to the 3^+ state in these data is less by a factor of 3 or more than that to the 2^- state of this doublet.

Microscopic (p,p') calculations are currently being carried out¹⁴ in an attempt to properly predict the absolute cross sections to all of these states with realistic nuclear wave functions and an effective nucleon-nucleon interaction derived from the two body data.

$P_{3/2}^{-1}d_{3/2}^{-1}$ Particle-Hole States

It is also of interest to try to identify those states in the ^{40}Ca spectrum which are dominantly of the $P_{3/2}^{-1}d_{3/2}^{-1}$ configuration. These states should have large $\ell=1$ strength in proton stripping reactions^{1,2} and should be seen weakly in the neutron pickup reaction from ^{41}Ca .³ There are several candidates for the T=0 members of this configuration but there are very few spins known in the region of the expected T=1 members.

Using cross section information from the present experiment together with stripping spectroscopic factors the best candidates for the T=0 $P_{3/2}^{-1}d_{3/2}^{-1}$ states have been selected and listed in Table 3. There are currently no definitely known 0^- states in ^{40}Ca , the two candidates in the table were chosen based on the work of Tellez¹⁵ and Fuchs, *et al.*² The tentative 0^- assignments to these states by Tellez¹⁵ is based on their primary decay to the 6.95 MeV 1^- state. The present work shows that the state which Tellez saw at 8275 \pm 3 keV is a member of a 5 keV doublet (see Table 1), the other member probably being a 0^+ state.¹⁶ The 8276 keV level listed in Table 3 is ~50% stronger in (p,p') than the other member of the doublet at 8271 keV with the higher member of the doublet being listed in the table mainly because it is slightly closer in energy to the 8275 keV level of Tellez.¹⁵

The spin of the 7533 keV level has not been established definitely, either, but it is the best candidate for the 2^- member of this configuration, based on its $\ell=1$ stripping strength.^{1,2} There are two known 3^- states included in Table 3, both probably containing appreciable $P_{3/2^-}d_{-1}^{-1}$ components. The lower of these two states has an $\ell=1$ spectroscopic factor about twice as large in stripping experiments^{1,2} and it is also weaker in the pickup experiment³ than the other 3^- state. Hence the 3^- state at 6285 keV seems to have the largest component of the $P_{3/2^-}d_{-1}^{-1}$ configuration.

Microscopic (p,p') calculations similar to those being done for the $f_{7/2^-}d_{-1}^{-1}$ particle-hole states are also being done for the $P_{3/2^-}d_{-1}^{-1}$ states.¹⁴

0^+ States in ^{40}Ca

New results from the present experiment and a recent $^{42}\text{Ca}(p,t)$ study¹⁶ have increased the number of known 0^+ excited states in ^{40}Ca to nine. There is a variation in cross section of ~ 20 from the weakest to the strongest 0^+ seen in the (p,p') reaction. (There are currently no measured cross sections to the 0^+ states above 9.3 MeV in ^{40}Ca .) A complete understanding of the structure of all these 0^+ states and their relative yields in various direct nuclear reactions does not currently exist. Adelberger, et al.,¹⁷ for example, have recently pointed out some anomalies in the $\ell=0$ transitions from the $^{42}\text{Ca}(p,t)$ reaction.

In Table 4 are the currently known 0^+ states in ^{40}Ca and their approximate yields relative to the ground state transitions in various nuclear reactions. The table also includes the (p,p') cross sections measured in the present experiment. Weak 0^+ transitions in the $^{42}\text{Ca}(p,t)$ reaction¹⁶ were observed to states at 7698 ± 5 keV, 8284 ± 10 , and 8438 ± 5 keV, but there were no previously known energy levels in ^{40}Ca near these energies to which these spin assignments could be made. The present (p,p') spectra show each of these states as new energy levels near previously known states with spin assignments other than 0^+ . Previously 0^+ states were seen at 8280 ± 20 keV in the ($^6\text{Li},d$) experiment⁸ and at 8280 ± 100 keV in ($^3\text{He},n$).¹⁹ This state is now seen to be a member of a 5 keV doublet with the nearby state probably being a 0^- state as discussed in the previous section. The 0^+ member of this doublet has a cross section larger than the other 0^+ states seen in this experiment.

6^+ States in ^{40}Ca

In contrast to the large number of known 0^+ states in ^{40}Ca there are currently no 6^+ states listed in this nucleus,⁸ even though there are shell model predictions²⁰ for such states below 8 MeV excitation. The present cross section ratio between 15° and 30° gives evidence for the possible existence of a 6^+ state at 7114 keV. There was previous evidence²¹ that this state may be a doublet, but the spins proposed at that time were 2 and 3. The state was seen via $\ell=1$ in proton stripping experiments^{1,2} and a mixture of $\ell=0$ and 2 in the neutron pickup experiment,³ with 3^- being the only spin assignment consistent with these results. A (6^+) state was reported at 7.12 MeV by Bauer et al.²²

in a low resolution (α, α') experiment and an $\lambda=5$ transition was seen to a state at 7.114 MeV in (p,p') by Gruhn, et al.⁴ Considering that a weak yield to the 3^- member of this doublet could have shifted an $\lambda=6$ angular distribution to look more like an $\lambda=5$ in the (p,p') experiment, there does now seem to be relatively consistent evidence for a $3^-, 6^+$ doublet with ~ 1 keV spacing at 7114 keV excitation in ^{40}Ca .

V. SUMMARY

Cross section measurements have been made for several previously unresolved particle-hole states in ^{40}Ca . These data provide stringent tests of several components of the effective interaction used in microscopic (p,p') calculation because there are natural and unnatural parity as well as T=0 and T=1 states. Tests of such calculations⁵ were previously limited by inadequate resolution in the data.

The (p,p') reaction also has the advantage that almost every previously known energy level as well as a few new ones are seen in the spectra. This, together with the high resolution of the present experiment allows a consistent excitation energy scale to be established at the sub-keV accuracy level for all states of ^{40}Ca up to and slightly beyond the proton separation energy. Unambiguous comparison of levels seen in the present experiment with those whose spins and parities have been previously assigned in gamma decay work is thereby possible. Of the 73

energy levels of ^{40}Ca listed by Endt and van der Leun⁸ below 9.27 MeV only 8 were not observed in this experiment while 9 new levels were identified. Three of the new levels are probably 0^+ states also seen recently via the (p,t) reaction.¹⁶ Arguments were also given for the existence of a 6^+ state at 7.114 MeV.

ACKNOWLEDGEMENTS

The authors are grateful to R. Crampton for carefully executing the tedious job of scanning the plates. They are also indebted to G. Hamilton and L. Vance for writing and modifying the peak fitting and energy calibration programs used in this work.

REFERENCES

1. J.R. Erskine, Phys. Rev. 149, 854(1966).
K.K. Seth, J.A. Biggerstaff, P.D. Miller, and G.R. Satchler, Phys. Rev. 164, 1450(1967), J.S. Forster, K. Bearpark, J.L. Hutton, and J.F. Sharpey-Schafer, Nucl. Phys. A150, 30 (1970), and M.E. Cage, R.R. Johnson, P.D. Kunz, and D.A. Lind, Nucl. Phys. A162, 657(1971).
2. H. Fuchs, K. Grabisch, and G. Roschert, Nucl. Phys. A129, 545(1969).
3. D. Cline, M.J.A. de Voigt, P. Vold, Ole Hansen, O. Nathan, and D. Sinclair, Proceedings of the International Conference on Nuclear Physics, Munich, ed. J. de Boer and H. J. Mang, Vol. 1, North-Holland/American Elsevier, 1973.
4. C.R. Gruhn, T.Y.T. Kuo, C.J. Maggiore, H. McManus, F. Petrovich, and B.M. Freedom, Phys. Rev. C6, 915(1972).
5. F. Petrovich, R. Schaeffer, H. McManus, C.R. Gruhn, T.Y.T. Kuo, B.M. Freedom, and C.J. Maggiore, Phys. Lett. 46B, 141(1973).
6. J.E. Spencer and H.A. Enge, Nucl. Instr. & Meth. 49, 18(1967).
7. H.G. Blosser, G.M. Crawley, R. de Forest, E. Kashy and B.H. Wildenthal, Nucl. Instr. & Meth. 91, 61(1971).
8. P.M. Endt and C. van der Leun, Nucl. Phys. A214, 1(1973).
9. J.A. Nolen, Jr., G. Hamilton, E. Kashy, and I.D. Proctor, Nucl. Inst. & Meth. 115, 189(1974).
10. F. Ajzenberg-Selove, Nucl. Phys. A166, 1(1971).
11. H.P. Leenhouts and P. M. Endt, Physica 32, 322(1966).
12. M.A. Grace and A.R. Poletti, Nucl. Phys. 78, 273(1966).
13. W.J. Gerace and A.M. Green, Nucl. Phys. A113, 641(1968) and Nucl. Phys. A123, 241(1969).
14. J.A. Nolen, Jr., R.J. Gleitsmann, G.R. Hammerstein, and H. McManus, submitted to the International Conference on Nuclear Structure and Spectroscopy, Amsterdam, Sept. 1974.
15. A. Tellez, J. Delaunay, and H. Ronsin, Phys. Lett. 34B, 131 (1971).
16. K.K. Seth, A. Saha, W. Benenson, W.A. Lanford, H. Nann, and B.H. Wildenthal, Phys. Rev. Lett. 33, 233(1974).
17. E.G. Adelberger, P.T. Debevec, G.T. Garvey, and R. Ohanian, Phys. Rev. Lett. 29, 883(1972).
18. H.T. Fortune, R.R. Betts, J.N. Bishop, M.N.I. Al-Jadir, and R. Middleton, Bull. Amer. Phys. Soc. 18, 1399(1973).
19. W.P. Alford, R.A. Lindgren, D. Elmore, and R.N. Boyd, Phys. Lett. 46B, 356(1973).
20. B.H. Wildenthal, private communication.
21. R.S. Cox, C.H. Sinex, C.M. Class, Bull. Amer. Phys. Soc. 15, 1666(1970).
22. R.W. Bauer, A.M. Bernstein, G. Heymann, E.P. Lippincott, and N.S. Wall, Phys. Lett. 14, 129(1966).

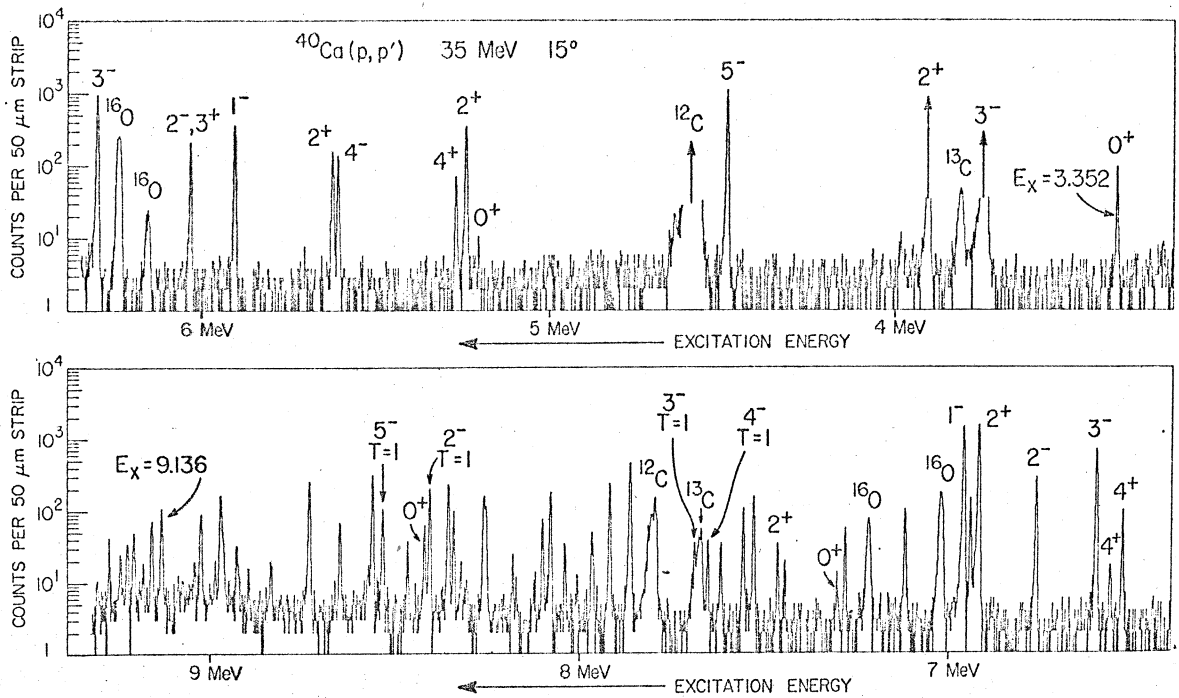


Figure 1 -- Spectrum of $^{40}\text{Ca}(p,p')$ at a scattering angle of 15° and a bombarding energy of 35.2 MeV.

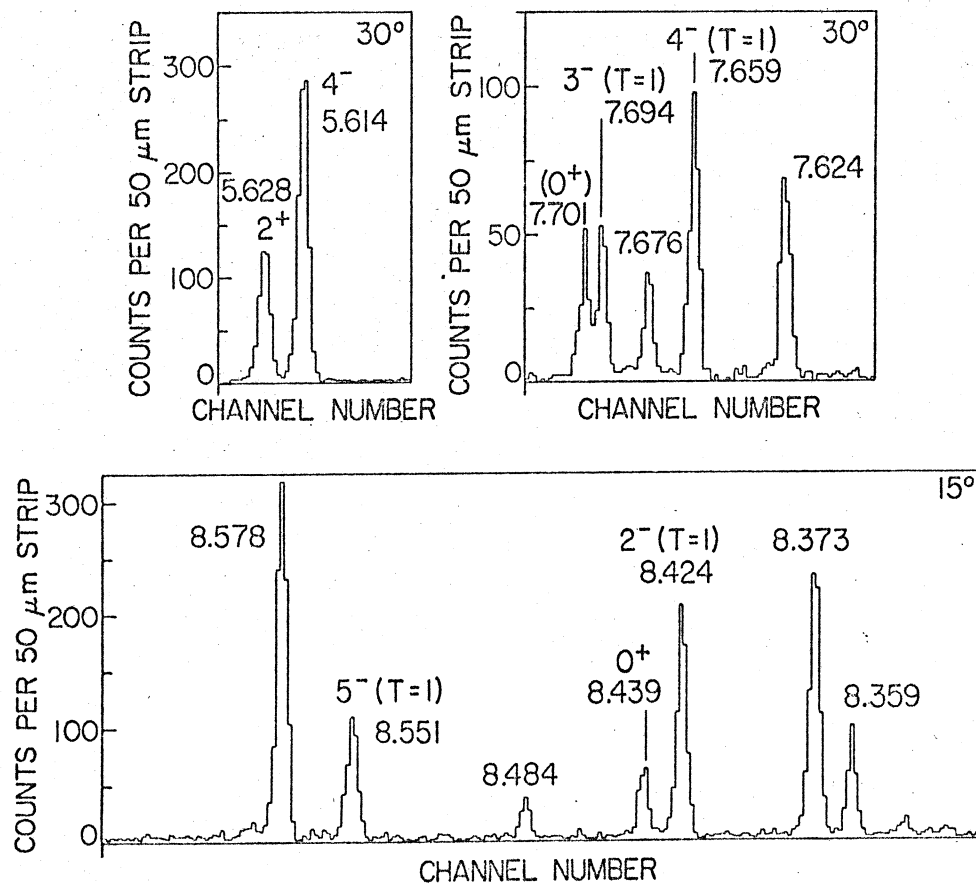


Figure 2 -- Spectra of $^{40}\text{Ca}(p,p')$ in the regions of some of the $f_{7/2}^{-1}d_{3/2}^{-1}$ particle-hole states.

TABLE I.--Excitation energies and cross sections for levels of ^{40}Ca seen in the (p,p') reaction at 35.2 Mev.

$J^\pi; \Gamma^a$	E_x^a (keV)	E_x^b (keV)	$\sigma_{\text{cm}}(15.4^\circ)^c$ ($\mu\text{b}/\text{sr}$)	$\sigma_{\text{cm}}(30.7^\circ)^c$ ($\mu\text{b}/\text{sr}$)
0^+	3352.9 \pm 1.3	3352.1 \pm 0.3	126	45
3^-	3736.8 \pm 0.2 ^d	(3736.4)	(11,300)	(13,000)
2^+	3904.4 \pm 0.2 ^d	(3904.1)	(2240)	1536
5^-	4491.5 \pm 0.2 ^d	(4491.5)	1560 ^c	1911 ^c
0^+	5212.2 \pm 0.5	5213.8 \pm 0.5 ^f	13 \pm 30%	<10
2^+	5249.0 \pm 0.3 ^d	(5249.5)	575	162
4^+	5278.9 \pm 0.6	5279.3 \pm 0.3	122	93
4^-	5614.3 \pm 0.3 ^d	(5614.3)	194	286
2^+	5627.9 \pm 0.8	5630.1 \pm 0.3	248	140
1^-	5902.5 \pm 1.3	5903.3 \pm 0.3	503	211
2^-	6025.2 \pm 0.4	6026.2 \pm 0.3 ^g	268	225
3^+	6029.0 \pm 0.5			
3^-	6285.1 \pm 0.3 ^d	(6285.8)	1471	1165
4^+	6509 \pm 10	6508.4 \pm 0.3	114	131
4^+	6544 \pm 10	6543.6 \pm 0.4 ^f	32	---h
3^-	6581 \pm 3	6583.8 \pm 0.3	975	755
2^-	6750.5 \pm 1.5	6750.9 \pm 0.3	410	301
2^+	6909.8 \pm 1.0	6909.1 \pm 0.3	2316	1362
1^-	6930 \pm 10 ^e	6931.6 \pm 0.3 ⁱ	190	178
1^-	6951 \pm 2	6950.9 \pm 0.4	2457	1106
$(3^-, 6^+)^s$	7113.5 \pm 0.4 ^e	7113.9 \pm 0.4	164	312
	7240 \pm 10	---	<10	<10
0^+	7280 \pm 10	7278.0 \pm 0.4	76	53
	7300 \pm 10	7300.7 \pm 0.5	25 \pm 15%	19 \pm 15%
	7399 \pm 10	---	<10	<5
	7425 \pm 10	(7425 \pm 1) ^k	<10	8 \pm 40%
2^+	7447.1 \pm 1.4	7447.1 \pm 0.6 ^f	33 \pm 15%	---
	7467.1 \pm 1.7	7466.2 \pm 0.6 ^f	46	---
$(1-3)^-$	7532.6 \pm 1.1	7532.5 \pm 0.5	221	220
	7561.8 \pm 0.6	7561.6 \pm 0.5	146	173

TABLE I, Cont'd.

$4^-; 1$	7623.5 \pm 0.5	7623.5 \pm 0.5	49	70
	(7658.5)	(7658.5)	59	86
$3^-; 1$	7676 \pm 10	7676.4 \pm 0.6 ^f	--- <td>34</td>	34
$(0^+)^s$	7695.8 \pm 1.4	7694.4 \pm 0.6 ^f	(50) ^r	44
	7701.2 \pm 0.6 ^f	7701.2 \pm 0.6 ^f	--- <td>42</td>	42
	(7769.4 \pm 1.1) ^l	(7769.4 \pm 1.1) ^l	8 \pm 25%	6 \pm 25%
	7814.7 \pm 0.6 ^f	7814.7 \pm 0.6 ^f	--- <td>15\pm15%</td>	15 \pm 15%
	7871.7 \pm 0.5	7871.7 \pm 0.5	696	541
	7927.9 \pm 0.5	7927.9 \pm 0.5	333	394
	7976.3 \pm 0.6 ^m	7976.3 \pm 0.6 ^m	92	82
	(8018.8 \pm 1.1) ^k	(8018.8 \pm 1.1) ^k	15 \pm 25%	---
	8051.8 \pm 0.6	8051.8 \pm 0.6	52	22 \pm 15%
	8091.2 \pm 0.6	8091.2 \pm 0.6	269	340
	8113.1 \pm 0.6	8113.1 \pm 0.6	115	100
	(8138.1 \pm 1) ^k	(8138.1 \pm 1) ^k	<20	<5
	(8186.8 \pm 1) ^k	(8186.8 \pm 1) ^k	15 \pm 25%	---
$(0^+)^s$	8195.9 \pm 0.6 ^f	8195.9 \pm 0.6 ^f	33 \pm 15%	---
$(0-3)^-$	8271 \pm 1 n	8271 \pm 1 n	170 \pm 20%	65 \pm 20%
	8276 \pm 1 n	8276 \pm 1 n	250 \pm 20%	72 \pm 20%
	8323.1 \pm 0.6	8323.1 \pm 0.6	23 \pm 20%	44
	8339.1 \pm 0.6	8339.1 \pm 0.6	36	15 \pm 25%
	8358.9 \pm 0.6	8358.9 \pm 0.6	121	50 \pm 50%
	8373.3 \pm 0.6	8373.3 \pm 0.6	348	450 \pm 20%
$2^-; 1$	8424.2 \pm 0.7 ^f	8424.2 \pm 0.7 ^f	279	---
$(0^+)^s$	8439.0 \pm 0.7 ^f	8439.0 \pm 0.7 ^f	100	---
	8484.3 \pm 0.7 ^f	8484.3 \pm 0.7 ^f	50	---
	---	---	<8	---
$5^-; 1$	8551.1 \pm 0.7 ^f	8551.1 \pm 0.7 ^f	169	---
	8578.2 \pm 0.7 ^f	8578.2 \pm 0.7 ^f	439	---
	---	---	<8	---
	8665.3 \pm 0.8 ^f	8665.3 \pm 0.8 ^f	112	---
	8747.7 \pm 0.8 ^f	8747.7 \pm 0.8 ^f	392	---
	---	---	<8	---
	8850.6 \pm 0.9 ^f	8850.6 \pm 0.9 ^f	42	---
	8909.0 \pm 0.9 ^f	8909.0 \pm 0.9 ^f	24	---

8931	$^{+10^{\circ}}$	$8938.4^{+0.9f}$	66	h
8977	$^{+10^{\circ}}$	---	h	h
8993	$^{+10^{\circ}}$	$8995.0^{+1.0f}$	50	h
9028	$^{+10^{\circ}}$	$9032.7^{+1.0}$	177	$86^{+20\%}$
		$9050.1^{+1.0}$	47	$25^{+40\%}$
9075	$^{+10^{\circ}}$	$9080.3^{+1.1}$	$20^{+25\%}$	$15^{+20\%}$
9093	$^{+1.1P}$	$9093.0^{+1.1}$	$32^{+20\%}$	$23^{+15\%}$
9136	$^{+1.1P,d}$ (9136.1)	177	177	230
9158	$^{+10^{\circ}}$	$9162.1^{+1.1}$	131	142
9171	$^{+10^{\circ}}$	---	<10	<5
		$9185.3^{+1.2}$	$30^{+15\%}$	25
9197	$^{+10^{\circ}}$	---	<12	<5
9211	$^{+10^{\circ}}$	$9209.9^{+1.2f}$	317	h
9228	$^{+12^{\circ}}$	$9227.5^{+1.2}$	75	$20^{+25\%}$
		$9246.0^{+1.2}$	$40^{+30\%}$	54
9267	$^{+10^{\circ}}$	$9274.5^{+1.2}$	38	33

Footnotes for Table 1.

- a $J^{\pi} T$ and E_x values from Endt and van der Leun⁸ compilation unless otherwise indicated.
- b Excitation energies determined in the present experiment.
- c Relative cross section uncertainties $\pm 10\%$ limited by plate scanning accuracy. Absolute cross sections normalized to the 5^{-} 4.491 MeV cross sections of Gruhn, et al.⁴. The values used from that work are $\sigma_{cm}(15.4^{\circ}) = 1560 \mu\text{b}/\text{sr} \pm 6\%$ and $\sigma_{cm}(30.7^{\circ}) = 1911 \mu\text{b}/\text{sr} \pm 2\%$ for the 5^{-} state. The values in parenthesis for unscannable states are also from ref. 4.
- d States used as calibration lines in present work. Also used was the $^{28}\text{Si}(2^{+})$ state with $E_x = 1778.7 \pm 0.1 \text{ keV}^8$ which was in the spectrum as an impurity. The values listed for the calibration lines in the present results column are the values obtained in the fitting procedure.
- e Probably a doublet.
- f State observed at only one angle.

- g Excitation energies extracted for this state are 6026.1 and 6026.3 keV at 15° and 30° , respectively. There is no indication of broadening of this line within the 4.5 keV experimental resolution of this experiment.
- h Obscured by an impurity.
- i Excitation energies extracted for this state are 6931.9 and 6931.7 keV at 15° and 30° , respectively. There is no indication of broadening of this line within the present experimental resolution.
- j This state not observed at either angle with cross section upper limits as indicated.
- k Very weak state seen at one angle only. Assignment tentative.
- l This state is very weak at both angles. Assignment tentative.
- m Probably a doublet with separation $\sim 4 \text{ keV}$.
- n Incompletely resolved doublet with average centroid energy of $8274.5^{+0.8} \text{ keV}$. The summed cross sections at each angle are accurate to $\pm 10\%$.
- o Excitation energy from Grace and Poletti.¹²
- p Excitation energy derived from (p, γ) resonance energy of Leenhouts and Endt¹¹ and the $^{39}\text{K}(p, \gamma)$ Q-value.
- q Excitation energy from Fuchs, Grabisch, and Roschert.²
- r Estimated cross section for a state partially obscured by an impurity.
- s See text for discussion of these states.

TABLE II.--States of ^{40}Ca which are believed to contain large components of the $f_{7/2}d_{3/2}^{-1}$ configuration and their cross sections in the (p,p') reaction at 35 MeV.

J^π	T	E_x (keV)	σ_{cm} (15.4°) ($\mu\text{b}/\text{sr}$)	σ_{cm} (30.7°) ($\mu\text{b}/\text{sr}$)
3^-	0	3737	11,300	13,000
5^-	0	4492	1560	1911
4^-	0	5614	194	286
2^-	0	6026	~ 268	~ 225
2^-	0	6751	410	301
4^-	1	7659	59	86
3^-	1	7694	~ 50	44
2^-	1	8424	279	---
5^-	1	8551	169	---

TABLE IV.--The 0^+ states in ^{40}Ca and their yields in various nuclear reactions

E_x (MeV)	Relative Yields		Cross sections in (p,p') at 35 MeV		Primary Structure	
	(p,t) ^a	$^3\text{He,n}$ ^b	$^6\text{Li,d}$ ^c	15,40 ($\mu\text{b}/\text{sr}$)		30,7 ($\mu\text{b}/\text{sr}$)
0.0	1.00	1.00	1.00	Elastic	op-oh	
3.352	0.21	0.06	0.70	126	45	4p-4h
5.214	0.005	<0.03	-	13	10	
7.301	<0.01	-	-	25	19	(8p-8h)
(7.701)	~ 0.04	-	-	-	42	
(8.271)	0.003	0.40	-	170	65	(2p-2h)
(8.439)	0.02	-	-	100	-	
9.38	0.06	0.26	-	-	-	T=1, 2p-2h
10.65	-	0.10	-	-	-	?
11.98	0.10	0.18	-	-	-	T=2, 2p-2h

a References 16 and 17.

b Reference 19

c Reference 18

TABLE III.--States of ^{40}Ca which are believed to contain large components of the $p_{3/2}d_{3/2}^{-1}$ configuration and their cross sections in the (p,p') reaction at 35 MeV.

$J^\pi; T$	E_x (keV)	σ_{cm} (15.4°) ($\mu\text{b}/\text{sr}$)	σ_{cm} (30.7°) ($\mu\text{b}/\text{sr}$)
$(0^-; 0)$	8276	~ 250	~ 70
$(0^-; 0)$	8359	121	~ 50
$1^-; 0$	6951	2457	1106
$(2^-); 0$	7533	221	220
$3^-; 0$	6285	1471	1165
$3^-; 0$	6583	975	755